

**Floodlight Summary:**

Report based on lamp delivering 1000 lumens.

Maximum Intensity	679.4 cd per klm.
(Luminaire orientation as tested.)	0.0 degrees vertical
	0.0 degrees horizontal

Beam Spread	At 10% of Imax	163.8V x 139.8H
	At 50% of Imax	43.6V x 117.3H
	At 90% of Imax	15.7V x 102.6H

Beam Flux	Total	997.3 lumens per klm.
	To 10% of Imax	899.4 lumens per klm.
	To 50% of Imax	559.0 lumens per klm.
	To 90% of Imax	92.9 lumens per klm.

Upward LOR	0.0 %
Downward LOR	99.7 %

Luminaire Efficiency (Light Output Ratio)	100.0 %
---	---------

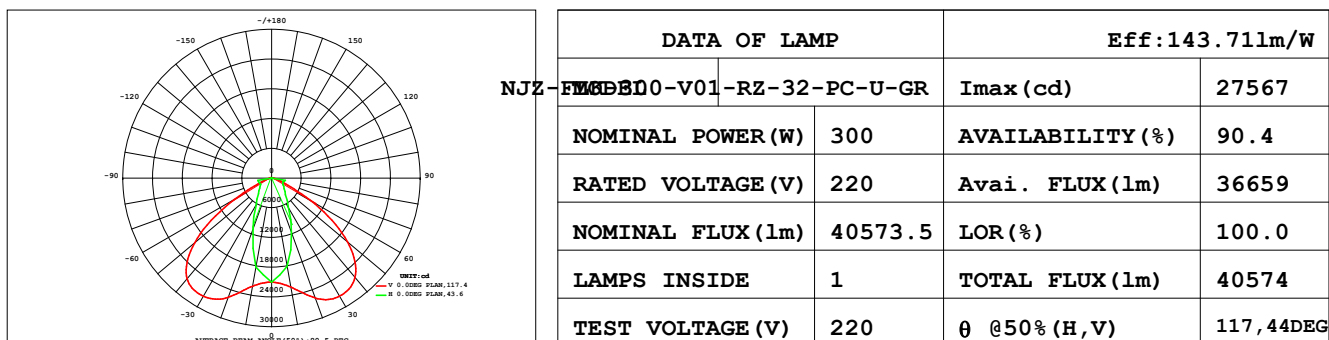
---

H( $\beta$ ) Range:-90 - 90DEG  
H( $\beta$ ) Interval: 1.0DEG  
Test Speed: HIGH  
Temperature:25.3DEG  
Operators:CL  
Test Date:19 October 2019

V(B) Range:-80 - 80DEG  
V(B) Interval: 5.0DEG  
Test System:EVERFINE GO-2000A\_V1 SYSTEM V2.0.366  
Humidity:65.0%  
Test Distance:6.010m [K=1.0000]  
Remarks:

# LUMINAIRE PHOTOMETRIC TEST REPORT

Test:U:220.05V I:1.3008A P:282.32W PF:0.9863 Freq:49.99Hz Lamp Flux:40573.5x1 lm		
NAME: LED High Bay Light	TYPE:Floodlight	WEIGHT:N/A
SPEC.:300W	DIM.: N/A	SERIAL No.:N/A
MFR.: NJZ Lighting Technology Co.,Ltd	SUR.:N/A	Shielding Angle:N/A



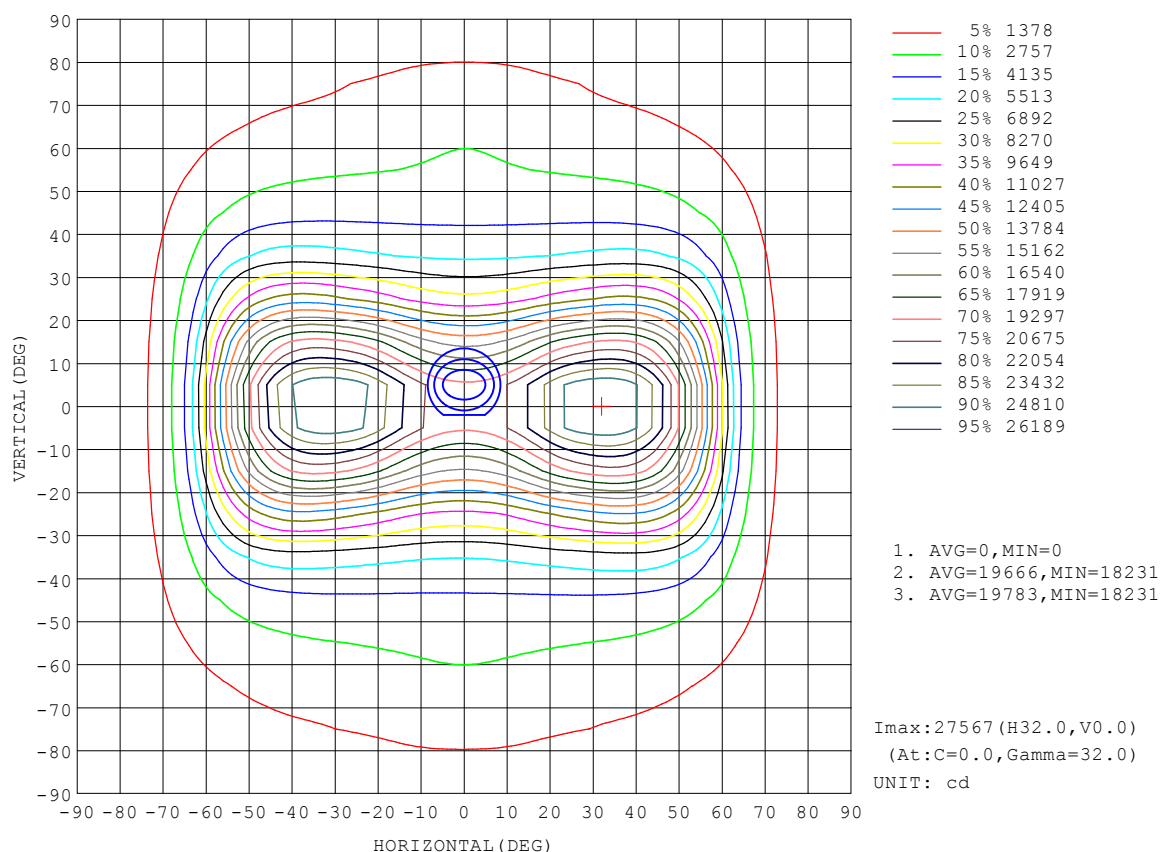
VERTICAL (DEG)	AREA FLUX DIAGRAM																UNIT:lm		Φ t	Φ a
	0.00	0.00	0.00	0.00	0.00	0.00	0.00	0.00	0.00	0.00	0.00	0.00	0.00	0.00	0.00	0.00	0.00	0.00	0.00	0.00
90	0.00	0.00	0.00	0.00	0.00	0.00	0.00	0.00	0.00	0.00	0.00	0.00	0.00	0.00	0.00	0.00	0.00	0.00	0.00	0.00
80	0.27	2.62	7.54	14.7	23.5	32.9	46.7	73.3	101	102	74.9	47.2	32.4	22.5	13.7	6.56	1.99	0.14	603	182
70	0.46	3.89	11.3	21.8	33.2	43.3	53.2	64.9	76.8	77.2	65.4	53.2	42.9	32.5	20.9	10.4	3.34	0.30	615	0.00
60	0.64	5.47	16.6	32.6	48.5	61.8	72.0	79.8	84.3	84.3	79.7	71.5	60.9	47.6	31.4	15.5	4.85	0.47	798	263
50	0.81	7.00	23.2	48.7	72.4	89.7	100	107	110	110	106	99.5	88.2	70.4	46.8	21.7	6.38	0.63	1108	986
40	0.93	8.25	31.5	78.0	121	144	153	156	156	155	154	151	140	117	74.1	29.4	7.63	0.76	1678	1620
30	1.02	9.26	42.1	134	228	274	283	272	257	255	267	276	266	220	127	39.0	8.58	0.85	2960	2917
	1.07	10.1	54.3	207	385	490	517	487	445	441	478	507	482	379	201	49.9	9.22	0.90	5145	5108
	1.09	10.4	62.2	256	495	655	715	679	626	621	670	709	654	498	255	57.9	9.60	0.93	6977	6941
	1.09	10.4	62.4	255	492	652	713	677	627	625	674	715	659	501	256	57.9	9.53	0.91	6988	6953
	1.06	10.0	55.1	210	391	503	538	511	476	476	516	547	514	400	211	51.6	9.25	0.90	5420	5383
	1.00	9.35	43.9	144	248	298	305	292	280	283	302	317	309	253	142	40.9	8.58	0.84	3276	3235
-30	0.89	8.29	31.9	79.1	120	138	149	155	158	159	157	152	143	122	78.2	30.4	7.72	0.75	1691	1635
-40	0.74	7.10	23.7	48.0	70.3	87.9	100	108	112	112	108	101	88.5	70.5	47.3	22.6	6.57	0.61	1115	992
-50	0.55	5.63	17.2	33.5	49.7	64.2	75.4	83.6	88.7	88.7	83.7	75.6	64.3	49.5	33.0	16.5	5.20	0.45	835	361
-60	0.37	4.07	11.9	23.1	35.2	45.8	55.6	66.1	73.9	73.7	65.7	55.3	45.6	34.7	22.4	11.2	3.66	0.29	629	0.00
-70	0.21	2.60	7.57	14.8	23.6	31.6	41.5	58.6	74.6	74.1	57.5	40.8	31.2	22.9	14.1	7.00	2.26	0.16	505	12.7
-80	0.06	0.78	2.32	4.68	7.91	11.3	16.7	30.2	43.3	43.0	29.1	16.1	10.8	7.37	4.28	2.03	0.61	0.04	231	69.4
-90	0.00	0.00	0.00	0.00	0.00	0.00	0.00	0.00	0.00	0.00	0.00	0.00	0.00	0.00	0.00	0.00	0.00	0.00	0.00	0.00
	-90	-80	-70	-60	-50	-40	-30	-20	HORIZONTAL (DEG)	20	30	40	50	60	70	80	90			
Φ t	12.3	115	505	1604	2843	3624	3935	3900	3788	3780	3890	3934	3632	2847	1579	470	105	9.92	40574	---
Φ a	0.00	0.00	302	1412	2615	3368	3637	3567	3467	3457	3560	3637	3375	2618	1386	259	0.00	0.00	---	36659

one-half-peak spread: U:22.8,D:21.2 , L:27.9,R:26.6 NEMA Beam Type: Type 7

H(β) Range:-90 - 90DEG	V(B) Range:-80 - 80DEG
H(β) Interval: 1.0DEG	V(B) Interval: 5.0DEG
Test Speed: HIGH	Test System:EVERFINE GO-2000A_V1 SYSTEM V2.0.366
Temperature:25.3DEG	Humidity:65.0%
Operators:CL	Test Distance:6.010m [K=1.0000]
Test Date:19 October 2019	Remarks:

# ISOCANDELA DIAGRAM

Test:U:220.05V I:1.3008A P:282.32W PF:0.9863 Freq:49.99Hz Lamp Flux:40573.5x1 lm		
NAME: LED High Bay Light	TYPE:Floodlight	WEIGHT:N/A
SPEC.:300W	DIM.: N/A	SERIAL No.:N/A
MFR.: NJZ Lighting Technology Co.,Ltd	SUR.:N/A	Shielding Angle:N/A

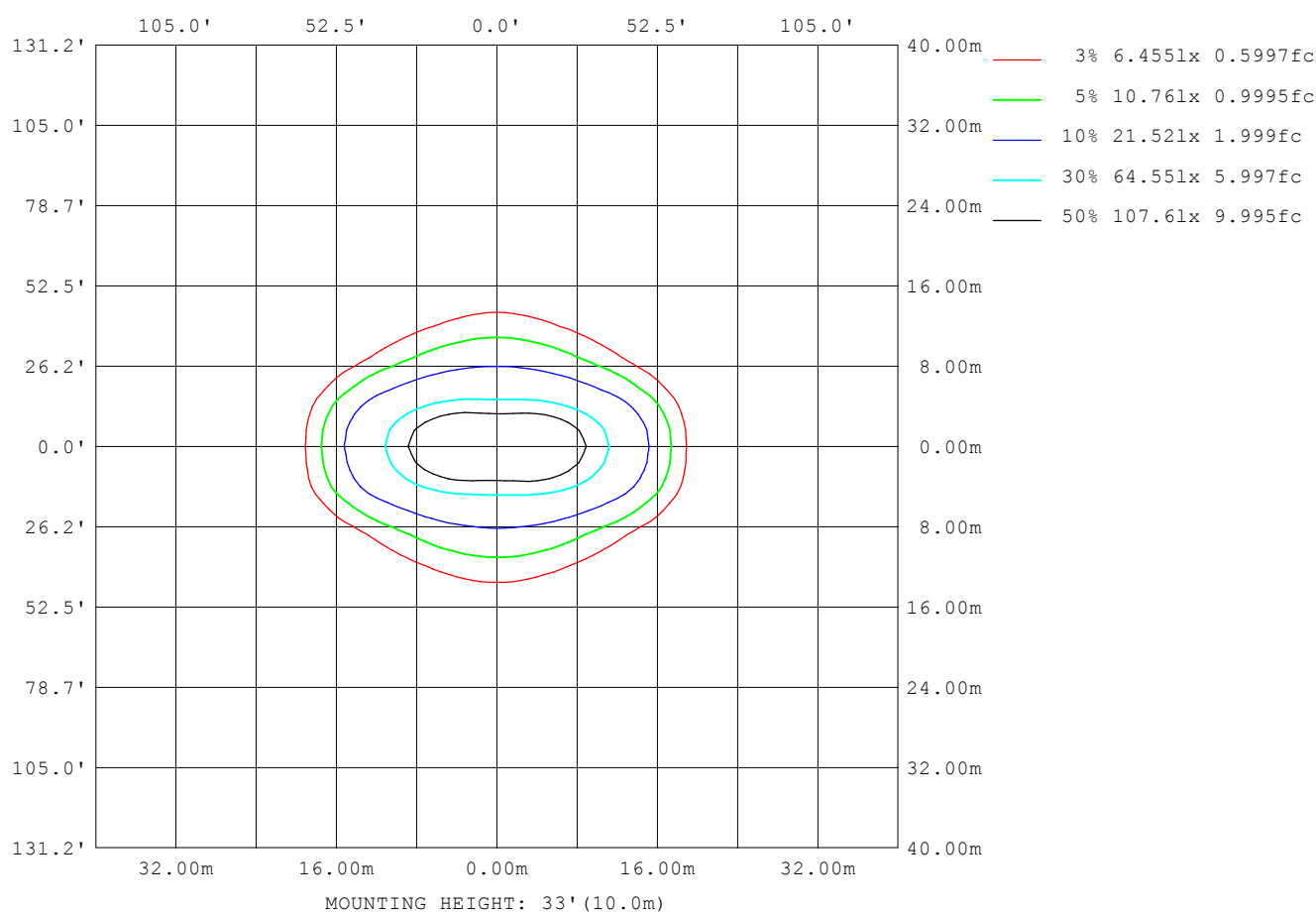


H( $\beta$ ) Range:-90 - 90DEG  
H( $\beta$ ) Interval: 1.0DEG  
Test Speed: HIGH  
Temperature:25.3DEG  
Operators:CL  
Test Date:19 October 2019

V(B) Range:-80 - 80DEG  
V(B) Interval: 5.0DEG  
Test System:EVERFINE GO-2000A\_V1 SYSTEM V2.0.366  
Humidity:65.0%  
Test Distance:6.010m [K=1.0000]  
Remarks:

### ISOLUX DIAGRAM

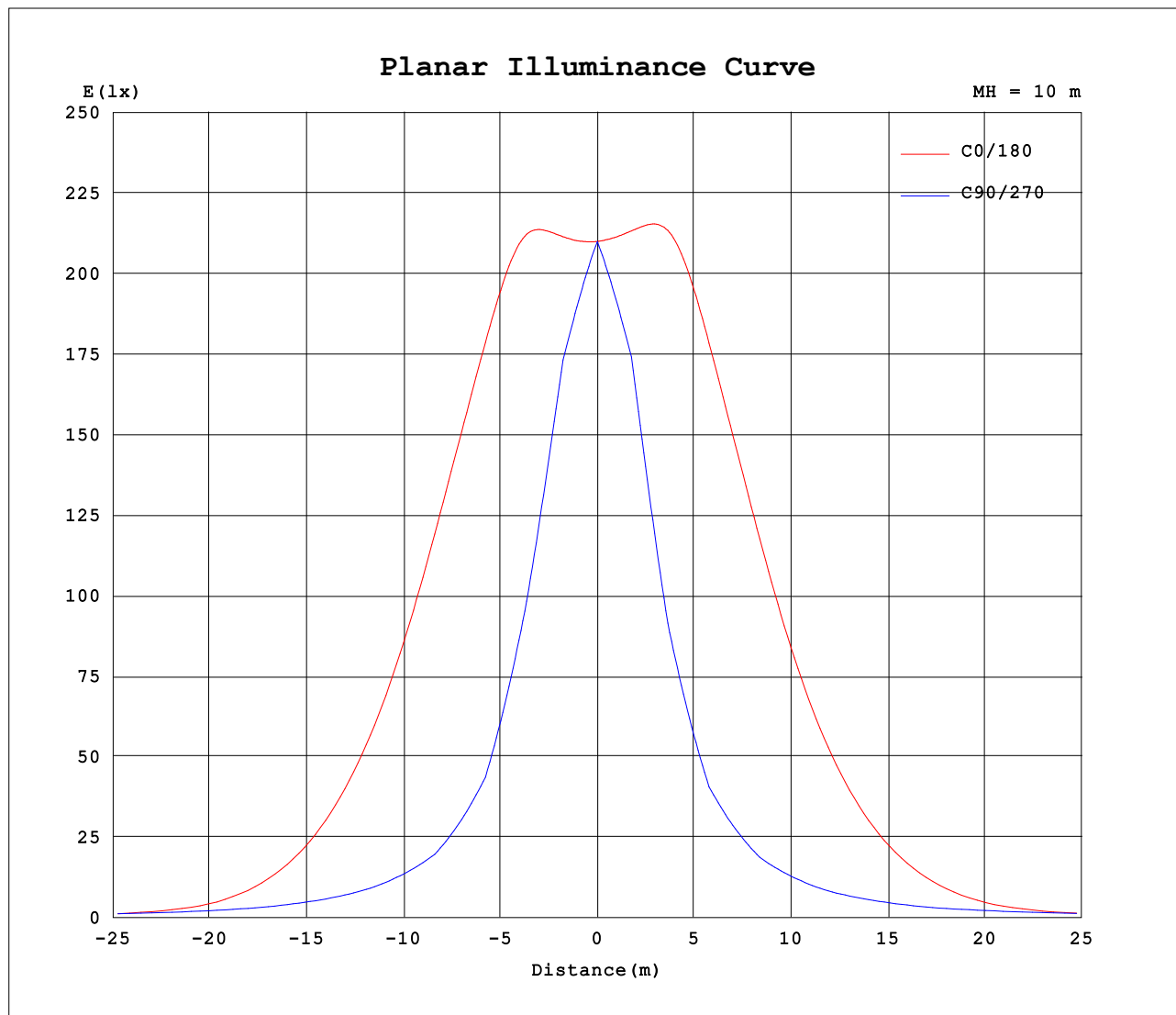
Test:U:220.05V I:1.3008A P:282.32W PF:0.9863 Freq:49.99Hz Lamp Flux:40573.5x1 lm		
NAME: LED High Bay Light	TYPE:Floodlight	WEIGHT:N/A
SPEC.:300W	DIM.: N/A	SERIAL No.:N/A
MFR.: NJZ Lighting Technology Co.,Ltd	SUR.:N/A	Shielding Angle:N/A



H( $\beta$ ) Range:-90 - 90DEG  
H( $\beta$ ) Interval: 1.0DEG  
Test Speed: HIGH  
Temperature:25.3DEG  
Operators:CL  
Test Date:19 October 2019

V(B) Range:-80 - 80DEG  
V(B) Interval: 5.0DEG  
Test System:EVERFINE GO-2000A\_V1 SYSTEM V2.0.366  
Humidity:65.0%  
Test Distance:6.010m [K=1.0000]  
Remarks:

### Planar Illuminance Curve



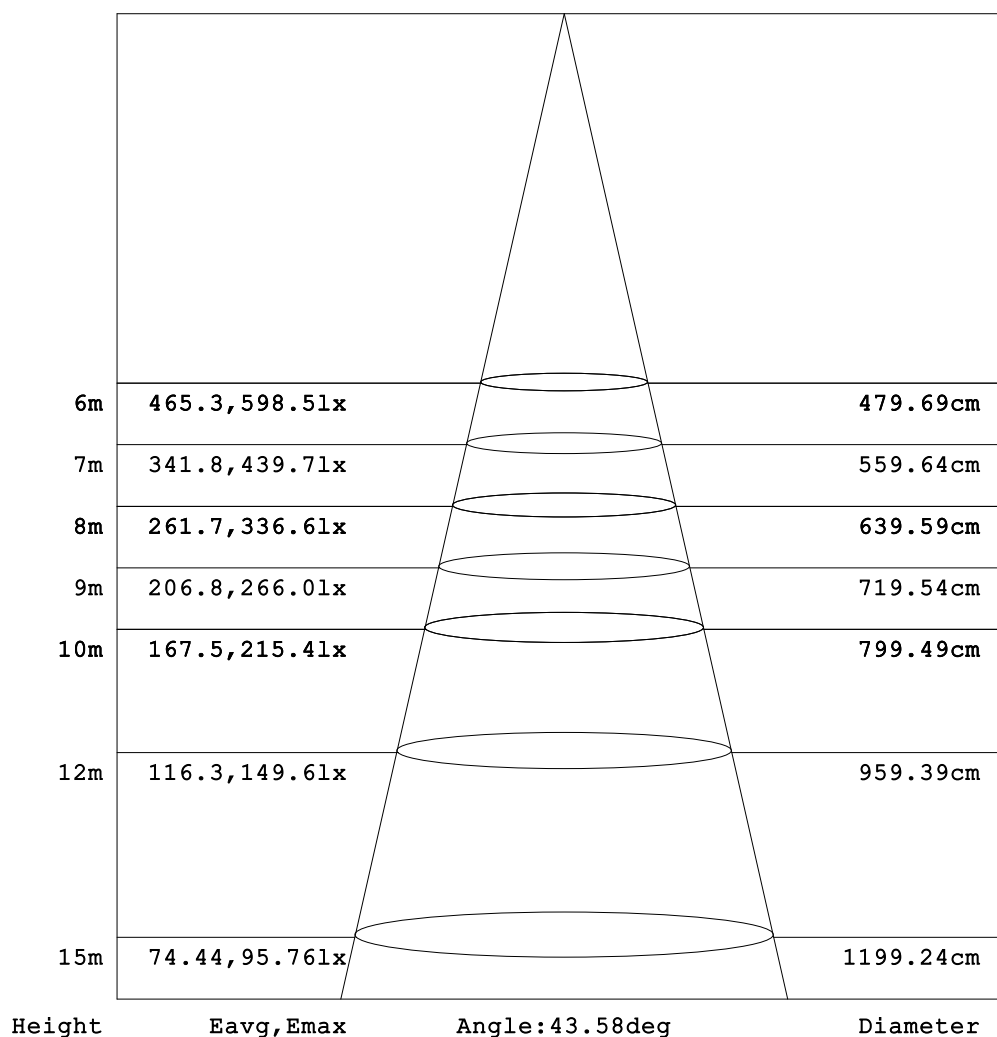
H( $\beta$ ) Range:-90 - 90DEG  
 H( $\beta$ ) Interval: 1.0DEG  
 Test Speed: HIGH  
 Temperature:25.3DEG  
 Operators:CL  
 Test Date:19 October 2019

V(B) Range:-80 - 80DEG  
 V(B) Interval: 5.0DEG  
 Test System:EVERFINE GO-2000A\_V1 SYSTEM V2.0.366  
 Humidity:65.0%  
 Test Distance:6.010m [K=1.0000]  
 Remarks:

### AAI Figure

Test:U:220.05V I:1.3008A P:282.32W PF:0.9863 Freq:49.99Hz Lamp Flux:40573.5x1 lm		
NAME: LED High Bay Light	TYPE:Floodlight	WEIGHT:N/A
SPEC.:300W	DIM.: N/A	SERIAL No.:N/A
MFR.: NJZ Lighting Technology Co.,Ltd	SUR.:N/A	Shielding Angle:N/A

Flux out:8589 lm



Note:The Curves indicate the illuminated area and the average illumination when the luminaire is at different distance.

H( $\beta$ ) Range:-90 - 90DEG  
H( $\beta$ ) Interval: 1.0DEG  
Test Speed: HIGH  
Temperature:25.3DEG  
Operators:CL  
Test Date:19 October 2019

V(B) Range:-80 - 80DEG  
V(B) Interval: 5.0DEG  
Test System:EVERFINE GO-2000A\_V1 SYSTEM V2.0.366  
Humidity:65.0%  
Test Distance:6.010m [K=1.0000]  
Remarks:

### LUMINOUS DISTRIBUTION INTENSITY DATA

Test:U:220.05V I:1.3008A P:282.32W PF:0.9863 Freq:49.99Hz Lamp Flux:40573.5x1 lm		
NAME: LED High Bay Light	TYPE:Floodlight	WEIGHT:N/A
SPEC.:300W	DIM.: N/A	SERIAL No.:N/A
MFR.: NJZ Lighting Technology Co.,Ltd	SUR.:N/A	Shielding Angle:N/A

Table--1

UNIT: ×10cd

H (DEG) V (DEG)	-90	-85	-80	-75	-70	-65	-60	-55	-50	-45	-40	-35	-30	-25	-20	-15	-10	-5	0
-90	0.00	0.00	0.00	0.00	0.00	0.00	0.00	0.00	0.00	0.00	0.00	0.00	0.00	0.00	0.00	0.00	0.00	0.00	0.00
-85	0.00	0.00	0.00	0.00	0.00	0.00	0.00	0.00	0.00	0.00	0.00	0.00	0.00	0.00	0.00	0.00	0.00	0.00	0.00
-80	0.79	2.77	11.9	23.3	33.0	43.2	53.6	64.0	75.1	86.2	95.0	103	114	130	158	204	254	278	283
-75	0.78	3.98	17.2	31.8	45.0	58.7	72.5	85.6	99.1	111	121	128	138	152	173	205	238	257	262
-70	0.78	5.19	22.5	40.4	57.0	74.1	91.4	107	123	136	147	154	162	173	188	205	222	236	240
-65	0.79	6.77	28.6	49.4	70.4	92.5	114	134	152	167	178	187	195	204	216	228	241	250	253
-60	0.80	8.34	34.8	58.3	83.7	111	137	162	182	197	209	220	228	235	243	252	259	264	265
-55	0.81	10.2	40.3	67.5	98.3	133	168	197	221	239	253	264	272	279	284	289	294	298	299
-50	0.82	12.1	45.8	76.6	113	155	199	233	260	281	297	309	317	322	325	327	330	332	333
-45	0.84	14.8	50.3	84.4	127	182	241	292	329	354	369	378	383	385	385	385	385	386	386
-40	0.86	17.6	54.8	92.2	141	209	284	351	398	427	441	447	449	448	445	442	440	439	439
-35	0.90	20.1	57.5	97.5	155	241	357	476	560	605	619	616	607	596	584	573	563	557	557
-30	0.94	22.6	60.3	103	168	272	431	601	723	783	797	785	765	744	724	703	686	676	674
-25	0.97	24.9	62.6	107	181	310	545	810	1019	1141	1196	1195	1161	1116	1065	1008	963	936	929
-20	1.00	27.3	64.9	112	195	349	658	1018	1315	1500	1595	1606	1557	1488	1407	1314	1240	1197	1185
-15	1.03	27.6	65.7	114	202	375	743	1175	1540	1790	1935	1982	1961	1902	1807	1684	1582	1520	1499
-10	1.05	27.9	66.5	116	210	401	829	1332	1766	2081	2275	2359	2366	2315	2206	2055	1924	1842	1814
-5	1.06	28.3	67.2	117	214	413	870	1411	1882	2229	2447	2543	2557	2509	2389	2222	2078	1989	1957
0	1.07	28.7	67.9	118	218	426	912	1489	1998	2378	2619	2727	2748	2703	2572	2389	2233	2136	2100
5	1.09	28.4	67.5	117	214	414	873	1424	1906	2259	2477	2570	2583	2535	2413	2241	2092	1998	1962
10	1.11	28.1	67.0	116	210	401	834	1359	1815	2141	2336	2414	2417	2366	2253	2093	1951	1859	1824
15	1.15	27.8	66.0	114	202	372	736	1175	1547	1798	1941	1985	1965	1906	1811	1683	1567	1492	1463
20	1.19	27.4	65.0	112	194	343	638	991	1279	1456	1545	1555	1513	1446	1370	1273	1183	1125	1102
25	1.22	26.3	62.7	107	180	305	527	786	991	1110	1163	1163	1130	1083	1032	971	916	879	865
30	1.24	25.2	60.4	103	166	267	415	581	702	764	781	770	747	720	695	670	648	633	627
35	1.25	23.9	57.5	97.1	153	236	347	463	546	592	607	604	592	577	562	547	535	526	523
40	1.25	22.6	54.6	91.5	139	205	279	344	391	420	434	438	437	433	429	425	422	420	419
45	1.25	20.6	50.0	83.5	125	178	236	285	321	346	360	367	370	370	369	368	368	368	368
50	1.24	18.6	45.4	75.4	110	150	192	226	251	271	286	296	303	307	309	311	314	316	317
55	1.24	16.2	40.1	66.0	95.2	128	161	189	212	229	242	251	259	264	270	276	282	286	288
60	1.24	13.8	34.8	56.5	80.3	105	130	152	172	186	197	206	214	222	231	241	250	256	259
65	1.24	10.6	29.0	47.2	66.8	87.2	107	126	142	155	166	175	183	194	207	223	241	257	263
70	1.25	7.52	23.3	38.0	53.3	69.0	84.4	98.7	112	124	134	143	152	166	183	206	233	257	268
75	1.26	5.29	17.5	29.0	40.7	52.7	64.8	76.1	87.3	97.9	107	116	127	143	166	201	239	265	275
80	1.27	3.06	11.7	20.1	28.2	36.5	45.1	53.5	62.4	71.4	79.8	88.6	101	121	149	195	245	273	283
85	0.00	0.00	0.00	0.00	0.00	0.00	0.00	0.00	0.00	0.00	0.00	0.00	0.00	0.00	0.00	0.00	0.00	0.00	0.00
90	0.00	0.00	0.00	0.00	0.00	0.00	0.00	0.00	0.00	0.00	0.00	0.00	0.00	0.00	0.00	0.00	0.00	0.00	0.00

H( $\beta$ ) Range:-90 - 90DEG  
H( $\beta$ ) Interval: 1.0DEG  
Test Speed: HIGH  
Temperature:25.3DEG  
Operators:CL  
Test Date:19 October 2019

V(B) Range:-80 - 80DEG  
V(B) Interval: 5.0DEG  
Test System:EVERFINE GO-2000A\_V1 SYSTEM V2.0.366  
Humidity:65.0%  
Test Distance:6.010m [K=1.0000]  
Remarks:

### LUMINOUS DISTRIBUTION INTENSITY DATA

Test:U:220.05V I:1.3008A P:282.32W PF:0.9863 Freq:49.99Hz Lamp Flux:40573.5x1 lm		
NAME: LED High Bay Light	TYPE:Floodlight	WEIGHT:N/A
SPEC.:300W	DIM.: N/A	SERIAL No.:N/A
MFR.: NJZ Lighting Technology Co.,Ltd	SUR.:N/A	Shielding Angle:N/A

Table--2

UNIT: ×10cd

H (DEG) V (DEG)	5	10	15	20	25	30	35	40	45	50	55	60	65	70	75	80	85	90	
-90	0.00	0.00	0.00	0.00	0.00	0.00	0.00	0.00	0.00	0.00	0.00	0.00	0.00	0.00	0.00	0.00	0.00	0.00	
-85	0.00	0.00	0.00	0.00	0.00	0.00	0.00	0.00	0.00	0.00	0.00	0.00	0.00	0.00	0.00	0.00	0.00	0.00	
-80	276	249	197	152	126	110	99.7	91.2	81.5	70.2	59.5	49.1	38.7	28.6	18.9	8.35	1.64	0.76	
-75	255	235	200	169	149	135	126	118	107	94.7	81.4	68.1	54.1	40.5	27.4	13.4	2.59	0.76	
-70	234	220	203	186	172	161	153	145	133	119	103	87.0	69.5	52.4	35.9	18.4	3.54	0.76	
-65	249	239	227	215	204	194	186	177	164	149	130	109	87.2	65.1	44.3	23.8	4.96	0.77	
-60	264	259	251	243	235	228	219	208	195	179	157	132	105	77.9	52.8	29.2	6.39	0.78	
-55	298	295	290	285	279	273	265	253	238	219	194	163	127	92.2	62.0	34.8	7.72	0.79	
-50	332	330	328	326	324	319	310	298	281	259	231	193	148	107	71.1	40.3	9.05	0.80	
-45	387	387	387	388	389	387	382	373	356	328	288	234	173	119	78.1	44.2	10.7	0.82	
-40	441	443	447	450	453	455	454	447	431	398	346	275	198	132	85.2	48.1	12.4	0.83	
-35	560	569	582	595	609	622	633	634	616	564	470	343	228	145	90.6	51.2	15.1	0.85	
-30	680	695	717	741	764	789	813	822	800	731	595	412	257	158	96.1	54.4	17.8	0.87	
-25	942	978	1036	1100	1152	1200	1232	1228	1166	1030	803	519	289	168	99.4	55.9	19.2	0.89	
-20	1205	1261	1354	1459	1540	1611	1652	1634	1532	1329	1012	627	321	178	103	57.5	20.5	0.92	
-15	1521	1590	1705	1838	1937	2000	2022	1977	1831	1567	1182	717	346	186	105	58.8	21.2	0.93	
-10	1838	1920	2056	2217	2333	2389	2393	2320	2129	1805	1352	807	371	194	108	60.1	21.9	0.95	
-5	1982	2067	2212	2387	2515	2570	2569	2486	2274	1917	1422	840	379	195	108	60.2	21.9	0.95	
0	2125	2214	2368	2558	2696	2751	2746	2652	2418	2029	1491	874	387	197	108	60.3	21.9	0.96	
5	1984	2069	2214	2389	2515	2571	2571	2489	2276	1919	1422	839	378	195	108	60.4	22.0	0.96	
10	1844	1923	2059	2219	2334	2391	2396	2326	2135	1809	1352	805	370	194	108	60.5	22.1	0.97	
15	1480	1543	1652	1779	1872	1932	1957	1916	1777	1522	1149	699	341	185	106	59.2	21.4	0.98	
20	1115	1164	1245	1338	1409	1474	1517	1507	1419	1235	946	593	312	176	103	57.8	20.6	1.00	
25	873	902	952	1009	1056	1099	1131	1128	1074	952	749	492	281	166	99.4	56.1	19.9	1.01	
30	630	641	659	681	702	724	744	750	730	669	552	391	250	156	95.9	54.4	19.1	1.01	
35	524	531	541	553	565	577	587	586	568	522	440	327	220	142	89.9	50.9	17.4	1.02	
40	419	420	422	425	428	430	429	422	406	375	327	262	191	129	84.0	47.3	15.7	1.03	
45	368	367	367	366	366	365	361	351	335	310	273	222	166	115	76.0	42.8	13.9	1.04	
50	316	314	311	308	304	300	292	281	265	245	219	182	141	102	68.0	38.3	12.1	1.05	
55	286	282	276	269	263	256	248	238	224	206	182	152	119	87.2	58.5	32.9	10.0	1.06	
60	256	250	241	231	221	212	204	195	183	167	146	122	97.5	72.5	49.0	27.4	7.93	1.07	
65	258	243	225	208	194	183	173	164	152	138	120	101	80.2	59.6	40.2	22.1	5.52	1.09	
70	259	237	209	185	166	153	142	132	121	108	94.1	78.8	62.8	46.8	31.4	16.8	3.11	1.10	
75	268	243	205	169	144	127	114	104	94.3	83.1	71.3	59.0	46.6	34.3	22.6	11.4	2.25	1.12	
80	276	250	201	153	122	101	86.5	76.4	67.1	57.9	48.5	39.3	30.3	21.8	13.8	5.90	1.39	1.13	
85	0.00	0.00	0.00	0.00	0.00	0.00	0.00	0.00	0.00	0.00	0.00	0.00	0.00	0.00	0.00	0.00	0.00	0.00	
90	0.00	0.00	0.00	0.00	0.00	0.00	0.00	0.00	0.00	0.00	0.00	0.00	0.00	0.00	0.00	0.00	0.00	0.00	

H( $\beta$ ) Range:-90 - 90DEG  
H( $\beta$ ) Interval: 1.0DEG  
Test Speed: HIGH  
Temperature:25.3DEG  
Operators:CL  
Test Date:19 October 2019

V(B) Range:-80 - 80DEG  
V(B) Interval: 5.0DEG  
Test System:EVERFINE GO-2000A\_V1 SYSTEM V2.0.366  
Humidity:65.0%  
Test Distance:6.010m [K=1.0000]  
Remarks: