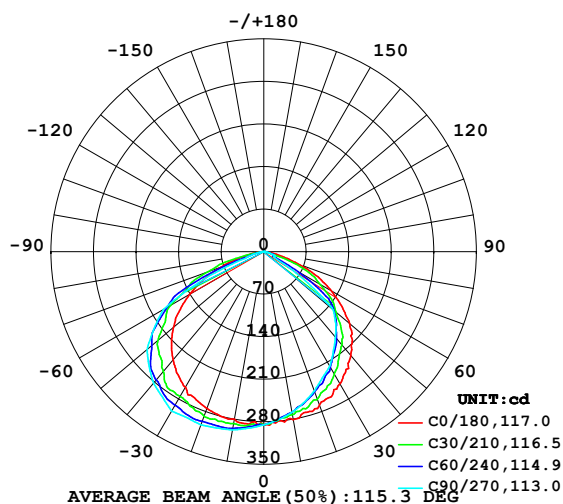


LUMINAIRE PHOTOMETRIC TEST REPORT

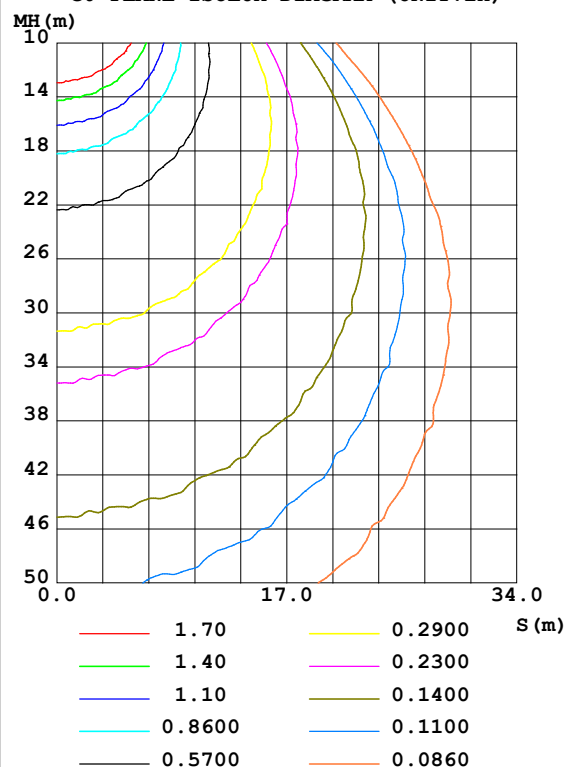
Test:U:34.640V I:0.1720A P:5.9600W PF:0.0000 Freq:0Hz Lamp Flux:812.146x1 lm		
NAME: LED Explosion-proof Flood Light	TYPE:Floodlight	WEIGHT:N/A
SPEC.:5000K	DIM.: N/A	SERIAL No.:N/A
MFR.: NJZ Lighting Technology Co.,Ltd	SUR.:N/A	Shielding Angle:N/A

DATA OF LAMP		PHOTOMETRIC DATA Eff: 136.27 lm/W			
MODEL:Z-FEL-I-6-V01-RZ-110-T		Imax(cd)	303.1	S/MH(C0/180)	1.34
NOMINAL POWER(W)		LOR(%)	100.0	S/MH(C90/270)	1.55
RATED VOLTAGE(V)		TOTAL FLUX(lm)	812.15	η UP,DN(C0-180)	0.0,40.8
NOMINAL FLUX(lm)	812.146	CIE CLASS	DIRECT	η UP,DN(C180-360)	0.0,59.2
LAMPS INSIDE	1	η up(%)	0.0	CIBSE SHR NOM	1.50
TEST VOLTAGE(V)		η down(%)	100.0	CIBSE SHR MAX	1.50

LUMINOUS INTENSITY DISTRIBUTION DIAGRAM



C0 PLANE ISOLUX DIAGRAM (UNIT:lx)



H(β) Range:-90 - 90DEG
H(β) Interval: 1.0DEG
Test Speed: HIGH
Temperature:25.3DEG
Operators:CL
Test Date:17 June 2019

V(B) Range:-80 - 80DEG
V(B) Interval: 5.0DEG
Test System:EVERFINE GO-2000A_V1 SYSTEM V2.0.366
Humidity:65.0%
Test Distance:6.010m [K=1.0000]
Remarks:

ZONAL FLUX DIAGRAM

ZONAL FLUX DIAGRAM:

γ	C0	C45	C90	C135	C180	C225	C270	C315	γ	Φ zone	Φ total	%lum,lamp
10	280.6	269.2	268.6	272.2	280.0	292.1	297.8	292.0	0- 10	26.96	26.96	3.32,3.32
20	268.6	251.6	243.7	248.1	274.3	291.8	303.1	293.1	10- 20	78.46	105.4	13,13
30	250.8	225.0	217.6	225.3	257.9	285.9	303.0	286.4	20- 30	122.2	227.6	28,28
40	223.0	191.4	183.7	191.2	232.3	270.0	282.2	270.8	30- 40	152.7	380.3	46.8,46.8
50	184.5	151.0	149.2	153.9	193.9	242.1	250.7	233.9	40- 50	164.7	545.0	67.1,67.1
60	127.9	99.94	18.94	103.9	140.5	184.0	191.1	183.8	50- 60	146.3	691.3	85.1,85.1
70	60.52	14.07	17.86	12.92	75.61	95.07	32.39	95.95	60- 70	89.54	780.8	96.1,96.1
80	11.96	4.989	0.8585	4.496	18.07	9.188	3.677	10.56	70- 80	28.93	809.8	99.7,99.7
90	0.2175	0	0	0	0.1602	0	0	0	80- 90	2.379	812.1	100,100
100									90-100			
110									100-110			
120									110-120			
130									120-130			
140									130-140			
150									140-150			
160									150-160			
170									160-170			
180									170-180			
DEG	LUMINOUS INTENSITY:cd									UNIT:lm		

Conical surface Flux(90deg): 462.57 lm

%lum = 57.0%

%lamp = 57.0%

Conical surface Flux(120deg): 691.29 lm

%lum = 85.1%

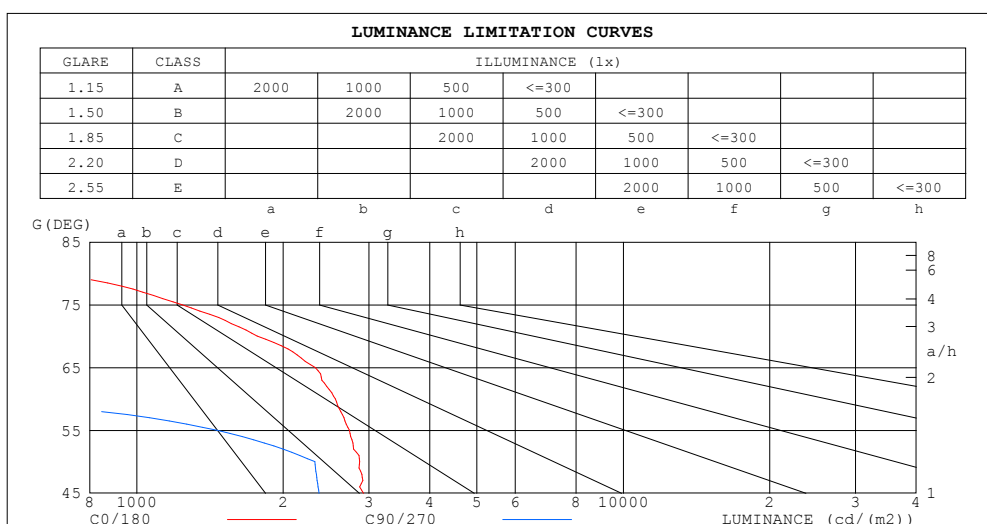
%lamp = 85.1%

H(β) Range:-90 - 90DEG
 H(β) Interval: 1.0DEG
 Test Speed: HIGH
 Temperature:25.3DEG
 Operators:CL
 Test Date:17 June 2019

V(B) Range:-80 - 80DEG
 V(B) Interval: 5.0DEG
 Test System:EVERFINE GO-2000A_V1 SYSTEM V2.0.366
 Humidity:65.0%
 Test Distance:6.010m [K=1.0000]
 Remarks:

LUMINANCE LIMITATION CURVES

Test:U:34.640V I:0.1720A P:5.9600W PF:0.0000 Freq:0Hz Lamp Flux:812.146x1 lm		
NAME: LED Explosion-proof Flood Light	TYPE:Floodlight	WEIGHT:N/A
SPEC.:5000K	DIM.: N/A	SERIAL No.:N/A
MFR.: NJZ Lighting Technology Co.,Ltd	SUR.:N/A	Shielding Angle:N/A



LUMINANCE cd/(m2)		
G (DEG)	C0/180	C90/270
85	103	0
80	689	49
75	1239	362
70	1770	522
65	2326	435
60	2558	379
55	2736	1461
50	2871	2321
45	2922	2369

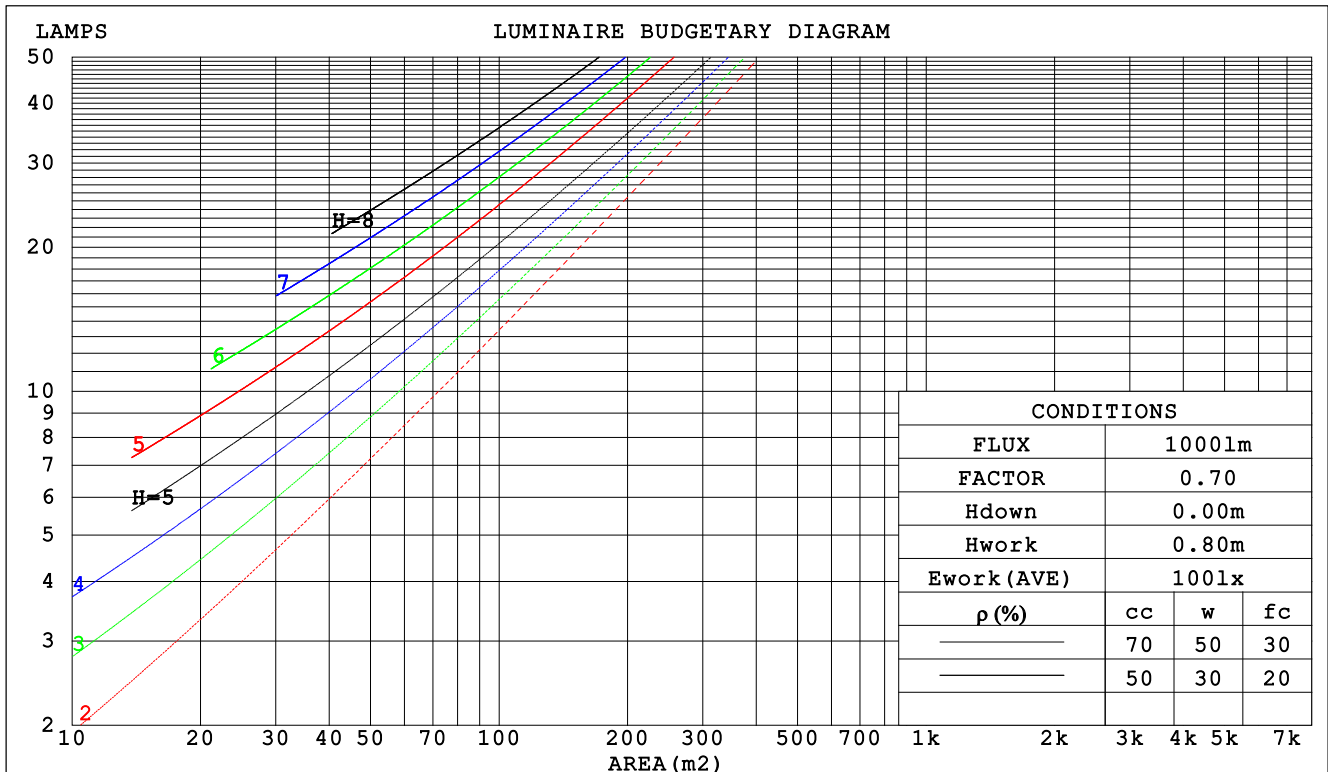
H(β) Range:-90 - 90DEG
H(β) Interval: 1.0DEG
Test Speed: HIGH
Temperature:25.3DEG
Operators:CL
Test Date:17 June 2019

V(B) Range:-80 - 80DEG
V(B) Interval: 5.0DEG
Test System:EVERFINE GO-2000A_V1 SYSTEM V2.0.366
Humidity:65.0%
Test Distance:6.010m [K=1.0000]
Remarks:

CU AND LUMINAIRE BUDGETARY ESTIMATE DIAGRAM

Test:U:34.640V I:0.1720A P:5.9600W PF:0.0000 Freq:0Hz Lamp Flux:812.146x1 lm		
NAME: LED Explosion-proof Flood Light	TYPE:Floodlight	WEIGHT:N/A
SPEC.:5000K	DIM.: N/A	SERIAL No.:N/A
MFR.: NJZ Lighting Technology Co.,Ltd	SUR.:N/A	Shielding Angle:N/A

ρ_{cc}	80%			70%			50%			30%			10%			0
ρ_w	50%	30%	10%	50%	30%	10%	50%	30%	10%	50%	30%	10%	50%	30%	10%	0
ρ_{fc}	20%			20%			20%			20%			20%			0
RCR	RCR:Room Cavity Ratio						Coefficients of Utilization(CU)									
0.0	1.19	1.19	1.19	1.16	1.16	1.16	1.11	1.11	1.11	1.06	1.06	1.06	1.02	1.02	1.02	1.00
1.0	1.06	1.02	.98	1.03	.90	.97	.99	.96	.94	.95	.93	.91	.92	.90	.88	.86
2.0	.93	.86	.81	.91	.85	.80	.87	.83	.78	.84	.80	.77	.81	.78	.75	.73
3.0	.82	.74	.68	.80	.73	.67	.77	.71	.66	.75	.69	.65	.72	.68	.64	.62
4.0	.73	.64	.58	.71	.63	.57	.69	.62	.56	.66	.60	.56	.64	.59	.55	.53
5.0	.65	.56	.50	.64	.55	.49	.62	.54	.49	.60	.53	.48	.58	.52	.48	.46
6.0	.58	.49	.43	.57	.49	.43	.55	.48	.43	.54	.47	.42	.52	.46	.42	.40
7.0	.53	.44	.38	.52	.44	.38	.50	.43	.38	.49	.42	.37	.48	.42	.37	.35
8.0	.48	.40	.34	.47	.39	.34	.46	.39	.33	.45	.38	.33	.44	.38	.33	.31
9.0	.44	.36	.30	.43	.36	.30	.42	.35	.30	.41	.35	.30	.40	.34	.30	.28
10.0	.40	.33	.27	.40	.32	.27	.39	.32	.27	.38	.32	.27	.37	.31	.27	.25



H(β) Range:-90 - 90DEG
 H(β) Interval: 1.0DEG
 Test Speed: HIGH
 Temperature:25.3DEG
 Operators:CL
 Test Date:17 June 2019

V(B) Range:-80 - 80DEG
 V(B) Interval: 5.0DEG
 Test System:EVERFINE GO-2000A_V1 SYSTEM V2.0.366
 Humidity:65.0%
 Test Distance:6.010m [K=1.0000]
 Remarks:

WEC AND CCEC

Test:U:34.640V I:0.1720A P:5.9600W PF:0.0000 Freq:0Hz Lamp Flux:812.146x1 lm		
NAME: LED Explosion-proof Flood Light	TYPE:Floodlight	WEIGHT:N/A
SPEC.:5000K	DIM.: N/A	SERIAL No.:N/A
MFR.: NJZ Lighting Technology Co.,Ltd	SUR.:N/A	Shielding Angle:N/A

pcc	80%			70%			50%			30%			10%			0	
pw	50%	30%	10%	50%	30%	10%	50%	30%	10%	50%	30%	10%	50%	30%	10%	0	
pfc	20%			20%			20%			20%			20%			0	
RCR	RCR:Room Cavity Ratio						Wall Exitance Coefficients (WEC)										
0.0																	
1.0	.275	.157	.050	.268	.153	.049	.255	.147	.047	.243	.140	.045	.232	.135	.043		
2.0	.269	.147	.045	.263	.145	.045	.251	.140	.043	.241	.135	.042	.231	.131	.041		
3.0	.254	.135	.041	.249	.133	.040	.239	.129	.039	.229	.126	.039	.221	.122	.038		
4.0	.238	.124	.036	.234	.122	.036	.224	.119	.036	.216	.116	.035	.208	.113	.034		
5.0	.223	.113	.033	.218	.112	.033	.210	.110	.032	.203	.107	.032	.196	.105	.031		
6.0	.208	.104	.030	.204	.103	.030	.197	.101	.029	.190	.099	.029	.184	.097	.029		
7.0	.195	.096	.027	.191	.095	.027	.185	.093	.027	.179	.092	.027	.173	.090	.026		
8.0	.183	.089	.025	.180	.088	.025	.174	.087	.025	.168	.085	.025	.163	.084	.024		
9.0	.172	.083	.023	.169	.082	.023	.164	.081	.023	.159	.080	.023	.154	.078	.023		
10.0	.162	.078	.022	.159	.077	.021	.155	.076	.021	.150	.075	.021	.146	.073	.021		

pcc	80%			70%			50%			30%			10%			0
pw	50%	30%	10%	50%	30%	10%	50%	30%	10%	50%	30%	10%	50%	30%	10%	0
pfc	20%			20%			20%			20%			20%			0
RCR	RCR:Room Cavity Ratio						Ceiling Cavity Exitance Coefficients (CCEC)									
0.0	.190	.190	.190	.163	.163	.163	.111	.111	.111	.064	.064	.064	.020	.020	.020	
1.0	.178	.156	.137	.152	.134	.118	.104	.092	.082	.060	.053	.047	.019	.017	.015	
2.0	.169	.132	.101	.145	.114	.087	.099	.079	.061	.057	.046	.036	.018	.015	.012	
3.0	.161	.114	.077	.138	.099	.066	.095	.068	.047	.055	.040	.027	.018	.013	.009	
4.0	.154	.101	.060	.132	.087	.052	.091	.061	.037	.053	.036	.022	.017	.012	.007	
5.0	.147	.090	.048	.126	.078	.042	.087	.055	.030	.050	.032	.018	.016	.010	.006	
6.0	.140	.082	.040	.121	.071	.035	.083	.050	.025	.048	.029	.015	.016	.010	.005	
7.0	.134	.075	.034	.115	.065	.029	.080	.046	.021	.046	.027	.012	.015	.009	.004	
8.0	.128	.069	.029	.110	.060	.025	.076	.042	.018	.044	.025	.011	.014	.008	.004	
9.0	.122	.064	.025	.105	.056	.022	.073	.039	.016	.042	.023	.009	.014	.008	.003	
10.0	.116	.060	.023	.100	.052	.020	.070	.037	.014	.041	.022	.008	.013	.007	.003	

H(β) Range:-90 - 90DEG
H(β) Interval: 1.0DEG
Test Speed: HIGH
Temperature:25.3DEG
Operators:CL
Test Date:17 June 2019

V(B) Range:-80 - 80DEG
V(B) Interval: 5.0DEG
Test System:EVERFINE GO-2000A_V1 SYSTEM V2.0.366
Humidity:65.0%
Test Distance:6.010m [K=1.0000]
Remarks:

UGR(Unified Glare Rating) Table

Test:U:34.640V I:0.1720A P:5.9600W PF:0.0000 Freq:0Hz Lamp Flux:812.146x1 lm										
NAME: LED Explosion-proof Flood Light					TYPE:Floodlight			WEIGHT:N/A		
SPEC.:5000K					DIM.: N/A			SERIAL No.:N/A		
MFR.: NJZ Lighting Technology Co.,Ltd					SUR.:N/A			Shielding Angle:N/A		
ceiling/cavity	0.7	0.7	0.5	0.5	0.3	0.7	0.7	0.5	0.5	0.3
walls	0.5	0.3	0.5	0.3	0.3	0.5	0.3	0.5	0.3	0.3
working plane	0.2	0.2	0.2	0.2	0.2	0.2	0.2	0.2	0.2	0.2
Room dimensions	Viewed crosswise					Viewed endwise				
x = 2H y = 2H	16.6	18.1	16.8	18.3	18.5	13.7	15.2	14.0	15.4	15.6
3H	17.8	19.1	18.0	19.3	19.6	13.7	15.1	14.0	15.3	15.5
4H	18.0	19.3	18.3	19.6	19.8	13.7	15.0	14.0	15.2	15.5
6H	18.1	19.3	18.4	19.6	19.9	13.6	14.8	14.0	15.1	15.4
8H	18.1	19.2	18.4	19.5	19.8	13.6	14.7	13.9	15.0	15.3
12H	18.0	19.2	18.4	19.4	19.7	13.5	14.6	13.9	14.9	15.2
4H 2H	16.7	18.0	17.0	18.2	18.5	14.2	15.5	14.5	15.7	16.0
3H	18.0	19.1	18.3	19.4	19.7	14.2	15.4	14.6	15.7	16.0
4H	18.3	19.3	18.7	19.6	19.9	14.3	15.3	14.7	15.6	15.9
6H	18.4	19.3	18.8	19.6	20.0	14.2	15.1	14.6	15.5	15.8
8H	18.4	19.2	18.8	19.6	20.0	14.2	15.0	14.6	15.4	15.8
12H	18.4	19.1	18.8	19.5	19.9	14.1	14.9	14.6	15.3	15.7
8H 4H	18.2	19.0	18.6	19.4	19.7	14.3	15.1	14.7	15.5	15.9
6H	18.3	19.0	18.8	19.4	19.8	14.3	15.0	14.7	15.4	15.8
8H	18.3	18.9	18.8	19.3	19.8	14.2	14.8	14.7	15.3	15.7
12H	18.3	18.8	18.8	19.3	19.7	14.2	14.7	14.7	15.2	15.6
12H 4H	18.1	18.9	18.6	19.3	19.7	14.3	15.0	14.7	15.4	15.8
6H	18.3	18.9	18.7	19.3	19.7	14.3	14.9	14.7	15.3	15.7
8H	18.3	18.8	18.8	19.2	19.7	14.2	14.7	14.7	15.2	15.7
Variations with the observer position at spacings:										
S = 1.0H	+ 0.2 / - 0.3					+ 0.6 / - 0.8				
1.5H	+ 0.3 / - 0.7					+ 0.7 / - 1.4				
2.0H	+ 0.7 / - 0.6					+ 2.0 / - 7.3				

CIE Pub.117, 812.1 lm Total Lamp Luminous Flux Correct (8log(F/F0) = -0.7)

H(β) Range:-90 - 90DEG
H(β) Interval: 1.0DEG
Test Speed: HIGH
Temperature:25.3DEG
Operators:CL
Test Date:17 June 2019

V(B) Range:-80 - 80DEG
V(B) Interval: 5.0DEG
Test System:EVERFINE GO-2000A_V1 SYSTEM V2.0.366
Humidity:65.0%
Test Distance:6.010m [K=1.0000]
Remarks:

UTILIZATION FACTORS TABLE

Test:U:34.640V I:0.1720A P:5.9600W PF:0.0000 Freq:0Hz Lamp Flux:812.146x1 lm		
NAME: LED Explosion-proof Flood Light	TYPE:Floodlight	WEIGHT:N/A
SPEC.:5000K	DIM.: N/A	SERIAL No.:N/A
MFR.: NJZ Lighting Technology Co.,Ltd	SUR.:N/A	Shielding Angle:N/A

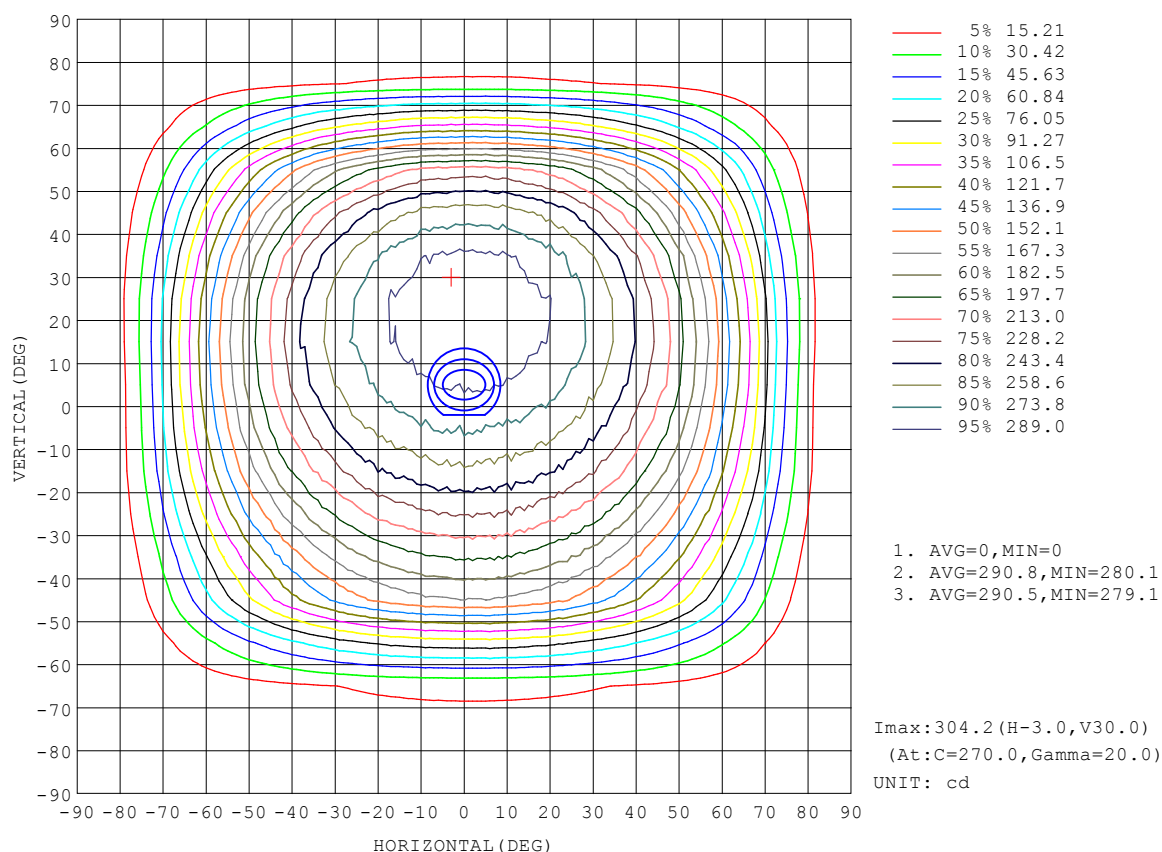
REFLECTANCE										
Ceiling	0.8	0.8	0.8	0.7	0.7	0.7	0.5	0.5	0.5	0
Walls	0.7	0.5	0.3	0.7	0.5	0.3	0.7	0.5	0.3	0
Working plane	0.2	0.2	0.2	0.2	0.2	0.2	0.2	0.2	0.2	0
ROOM INDEX	UTILIZATION FACTORS (PERCENT) $k(RI) \times RCR = 5$									
$k = 0.60$	58	47	40	57	46	40	56	46	39	33
0.80	69	57	50	68	57	50	66	56	50	43
1.00	78	67	60	77	67	60	74	68	59	52
1.25	85	75	69	84	75	68	81	73	67	60
1.50	90	81	74	89	80	74	86	78	73	66
2.00	97	89	83	95	88	83	92	86	81	74
2.50	101	94	88	99	92	87	95	90	85	77
3.00	104	98	93	102	96	92	98	93	89	81
4.00	108	103	98	105	101	97	101	97	94	86
5.00	110	105	102	107	104	100	103	100	97	88
ROOM INDEX	UF (total)									Direct
According to DIN EN 13032-2 2004			Suspended					SHRNM = 1.25		

$H(\beta)$ Range:-90 - 90DEG
 $H(\beta)$ Interval: 1.0DEG
 Test Speed: HIGH
 Temperature:25.3DEG
 Operators:CL
 Test Date:17 June 2019

$V(B)$ Range:-80 - 80DEG
 $V(B)$ Interval: 5.0DEG
 Test System:EVERFINE GO-2000A_V1 SYSTEM V2.0.366
 Humidity:65.0%
 Test Distance:6.010m [K=1.0000]
 Remarks:

ISOCANDELA DIAGRAM

Test:U:34.640V I:0.1720A P:5.9600W PF:0.0000 Freq:0Hz Lamp Flux:812.146x1 lm		
NAME: LED Explosion-proof Flood Light	TYPE:Floodlight	WEIGHT:N/A
SPEC.:5000K	DIM.: N/A	SERIAL No.:N/A
MFR.: NJZ Lighting Technology Co.,Ltd	SUR.:N/A	Shielding Angle:N/A



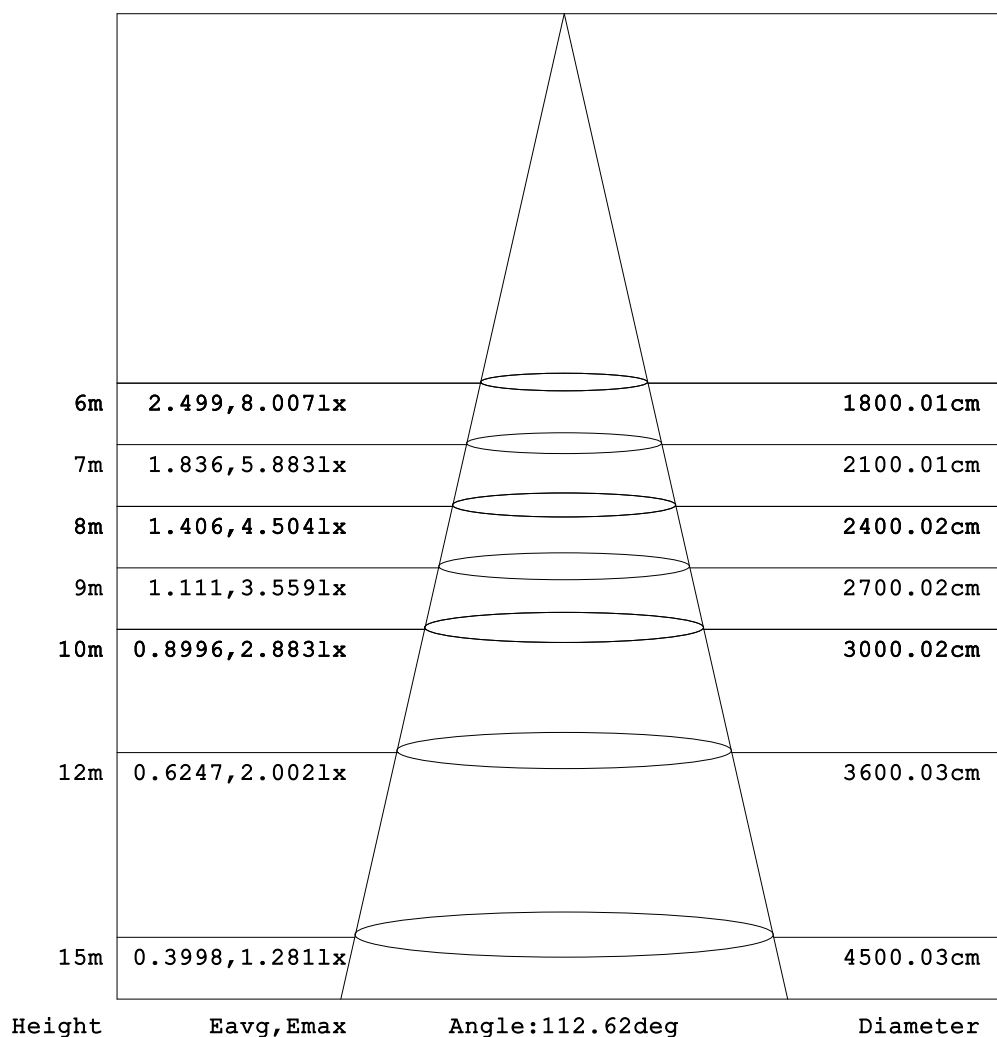
H(β) Range:-90 - 90DEG
H(β) Interval: 1.0DEG
Test Speed: HIGH
Temperature:25.3DEG
Operators:CL
Test Date:17 June 2019

V(B) Range:-80 - 80DEG
V(B) Interval: 5.0DEG
Test System:EVERFINE GO-2000A_V1 SYSTEM V2.0.366
Humidity:65.0%
Test Distance:6.010m [K=1.0000]
Remarks:

AAI Figure

Test:U:34.640V I:0.1720A P:5.9600W PF:0.0000 Freq:0Hz Lamp Flux:812.146x1 lm		
NAME: LED Explosion-proof Flood Light	TYPE:Floodlight	WEIGHT:N/A
SPEC.:5000K	DIM.: N/A	SERIAL No.:N/A
MFR.: NJZ Lighting Technology Co.,Ltd	SUR.:N/A	Shielding Angle:N/A

Flux out:645.1 lm



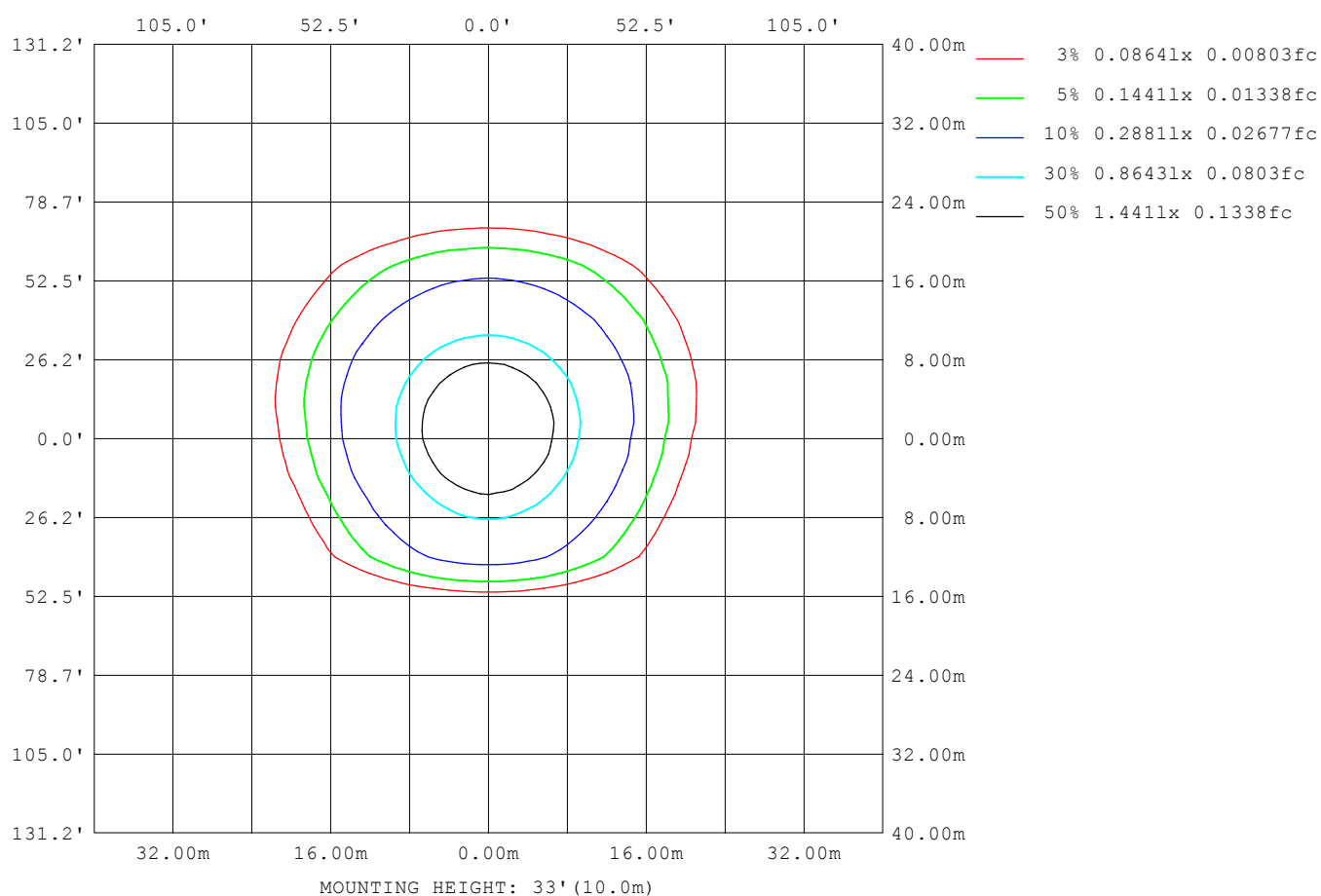
Note:The Curves indicate the illuminated area and the average illumination when the luminaire is at different distance.

H(β) Range:-90 - 90DEG
H(β) Interval: 1.0DEG
Test Speed: HIGH
Temperature:25.3DEG
Operators:CL
Test Date:17 June 2019

V(B) Range:-80 - 80DEG
V(B) Interval: 5.0DEG
Test System:EVERFINE GO-2000A_V1 SYSTEM V2.0.366
Humidity:65.0%
Test Distance:6.010m [K=1.0000]
Remarks:

ISOLUX DIAGRAM

Test:U:34.640V I:0.1720A P:5.9600W PF:0.0000 Freq:0Hz Lamp Flux:812.146x1 lm		
NAME: LED Explosion-proof Flood Light	TYPE:Floodlight	WEIGHT:N/A
SPEC.:5000K	DIM.: N/A	SERIAL No.:N/A
MFR.: NJZ Lighting Technology Co.,Ltd	SUR.:N/A	Shielding Angle:N/A



H(β) Range:-90 - 90DEG
H(β) Interval: 1.0DEG
Test Speed: HIGH
Temperature:25.3DEG
Operators:CL
Test Date:17 June 2019

V(B) Range:-80 - 80DEG
V(B) Interval: 5.0DEG
Test System:EVERFINE GO-2000A_V1 SYSTEM V2.0.366
Humidity:65.0%
Test Distance:6.010m [K=1.0000]
Remarks:

LED Avg.L Report

Test:U:34.640V I:0.1720A P:5.9600W PF:0.0000 Freq:0Hz Lamp Flux:812.146x1 lm		
NAME: LED Explosion-proof Flood Light	TYPE:Floodlight	WEIGHT:N/A
SPEC.:5000K	DIM.: N/A	SERIAL No.:N/A
MFR.: NJZ Lighting Technology Co.,Ltd	SUR.:N/A	Shielding Angle:N/A

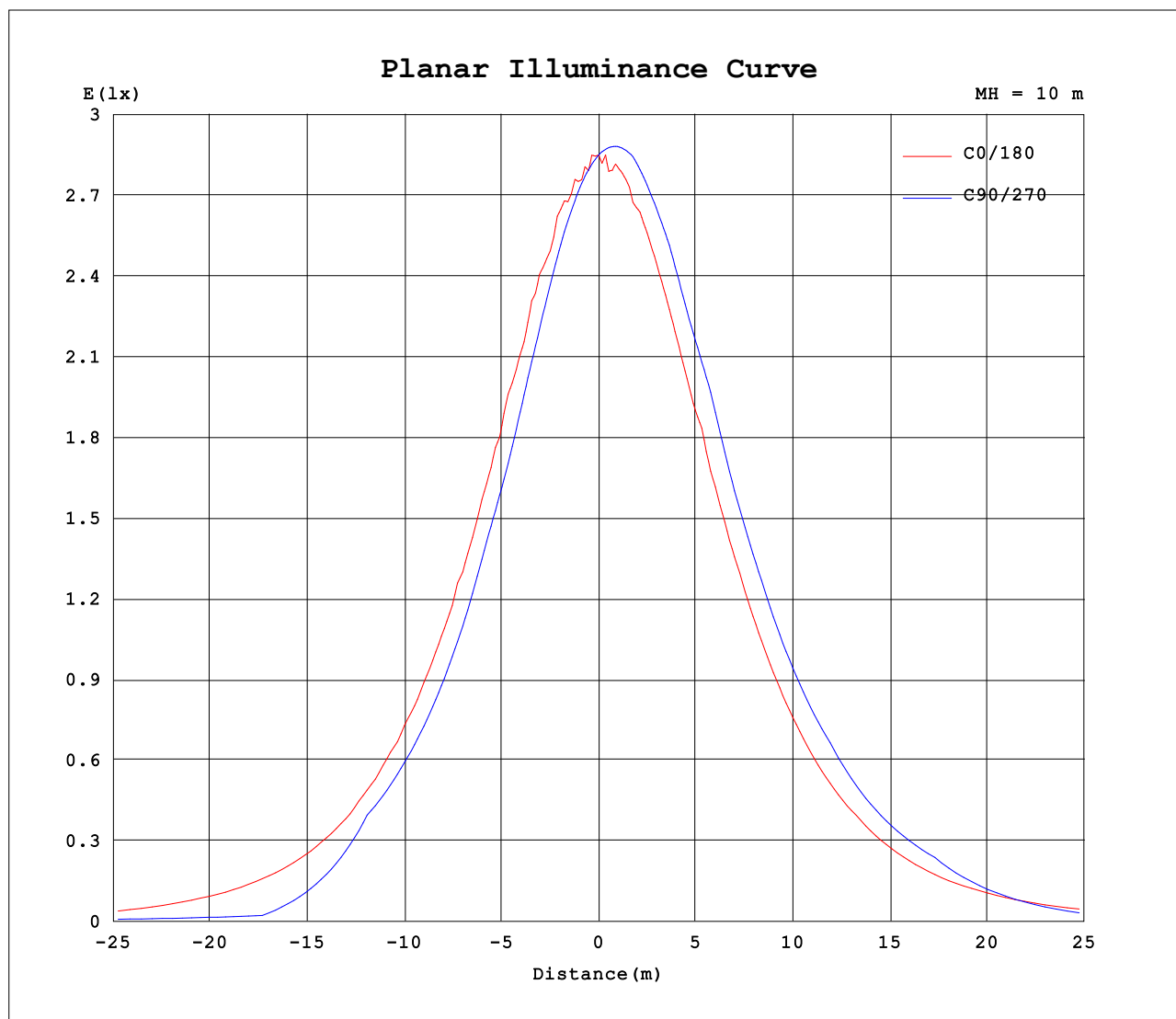
AvgL	cd/m2
L_0~180 (65) av	2458
L_0~180 (75) av	1435
L_0~180 (85) av	217
L_90~270 (65) av	1536
L_90~270 (75) av	532
L_90~270 (85) av	0
L_45 (65) av	2268
L_45 (75) av	784
L_45 (85) av	66

Standard: GB/T 29293-2012

H(β) Range:-90 - 90DEG
H(β) Interval: 1.0DEG
Test Speed: HIGH
Temperature:25.3DEG
Operators:CL
Test Date:17 June 2019

V(B) Range:-80 - 80DEG
V(B) Interval: 5.0DEG
Test System:EVERFINE GO-2000A_V1 SYSTEM V2.0.366
Humidity:65.0%
Test Distance:6.010m [K=1.0000]
Remarks:

Planar Illuminance Curve



H(β) Range:-90 - 90DEG
H(β) Interval: 1.0DEG
Test Speed: HIGH
Temperature:25.3DEG
Operators:CL
Test Date:17 June 2019

V(B) Range:-80 - 80DEG
V(B) Interval: 5.0DEG
Test System:EVERFINE GO-2000A_V1 SYSTEM V2.0.366
Humidity:65.0%
Test Distance:6.010m [K=1.0000]
Remarks:

LUMINOUS DISTRIBUTION INTENSITY DATA

Test:U:34.640V I:0.1720A P:5.9600W PF:0.0000 Freq:0Hz Lamp Flux:812.146x1 lm		
NAME: LED Explosion-proof Flood Light	TYPE:Floodlight	WEIGHT:N/A
SPEC.:5000K	DIM.: N/A	SERIAL No.:N/A
MFR.: NJZ Lighting Technology Co.,Ltd	SUR.:N/A	Shielding Angle:N/A

Table--1

UNIT: cd

[illegible]

H(β) Range:-90 - 90DEG
H(β) Interval: 1.0DEG
Test Speed: HIGH
Temperature:25.3DEG
Operators:CL
Test Date:17 June 2019

```
V(B) Range:-80 - 80DEG
V(B) Interval: 5.0DEG
Test System:EVERFINE GO-2000A_V1 SYSTEM V2.0.366
Humidity:65.0%
Test Distance:6.010m [K=1.0000]
Remarks:
```

LUMINOUS DISTRIBUTION INTENSITY DATA

Test:U:34.640V I:0.1720A P:5.9600W PF:0.0000 Freq:0Hz Lamp Flux:812.146x1 lm		
NAME: LED Explosion-proof Flood Light	TYPE:Floodlight	WEIGHT:N/A
SPEC.:5000K	DIM.: N/A	SERIAL No.:N/A
MFR.: NJZ Lighting Technology Co.,Ltd	SUR.:N/A	Shielding Angle:N/A

Table--2

UNIT: cd

[illegible]

H(β) Range:-90 - 90DEG
H(β) Interval: 1.0DEG
Test Speed: HIGH
Temperature:25.3DEG
Operators:CL
Test Date:17 June 2019

```
V(B) Range:-80 - 80DEG
V(B) Interval: 5.0DEG
Test System:EVERFINE GO-2000A_V1 SYSTEM V2.0.366
Humidity:65.0%
Test Distance:6.010m [K=1.0000]
Remarks:
```

LUMINOUS DISTRIBUTION INTENSITY DATA

Test:U:34.640V I:0.1720A P:5.9600W PF:0.0000 Freq:0Hz Lamp Flux:812.146x1 lm		
NAME: LED Explosion-proof Flood Light	TYPE:Floodlight	WEIGHT:N/A
SPEC.:5000K	DIM.: N/A	SERIAL No.:N/A
MFR.: NJZ Lighting Technology Co.,Ltd	SUR.:N/A	Shielding Angle:N/A

Table--3

UNIT: cd

[illegible]

H(β) Range:-90 - 90DEG
H(β) Interval: 1.0DEG
Test Speed: HIGH
Temperature:25.3DEG
Operators:CL
Test Date:17 June 2019

```
V(B) Range:-80 - 80DEG
V(B) Interval: 5.0DEG
Test System:EVERFINE GO-2000A_V1 SYSTEM V2.0.366
Humidity:65.0%
Test Distance:6.010m [K=1.0000]
Remarks:
```

LUMINOUS DISTRIBUTION INTENSITY DATA

Test:U:34.640V I:0.1720A P:5.9600W PF:0.0000 Freq:0Hz Lamp Flux:812.146x1 lm		
NAME: LED Explosion-proof Flood Light	TYPE:Floodlight	WEIGHT:N/A
SPEC.:5000K	DIM.: N/A	SERIAL No.:N/A
MFR.: NJZ Lighting Technology Co.,Ltd	SUR.:N/A	Shielding Angle:N/A

Table--4

UNIT: cd

[illegible]

H(β) Range:-90 - 90DEG
H(β) Interval: 1.0DEG
Test Speed: HIGH
Temperature:25.3DEG
Operators:CL
Test Date:17 June 2019

V(B) Range:-80 - 80DEG
V(B) Interval: 5.0DEG
Test System:EVERFINE GO-2000A_V1 SYSTEM V2.0.366
Humidity:65.0%
Test Distance:6.010m [K=1.0000]
Remarks: