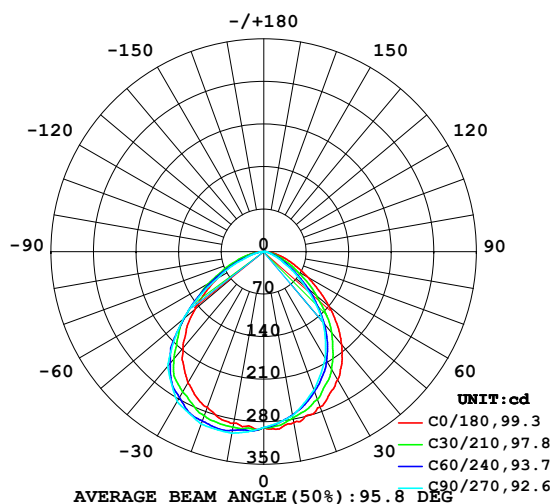


LUMINAIRE PHOTOMETRIC TEST REPORT

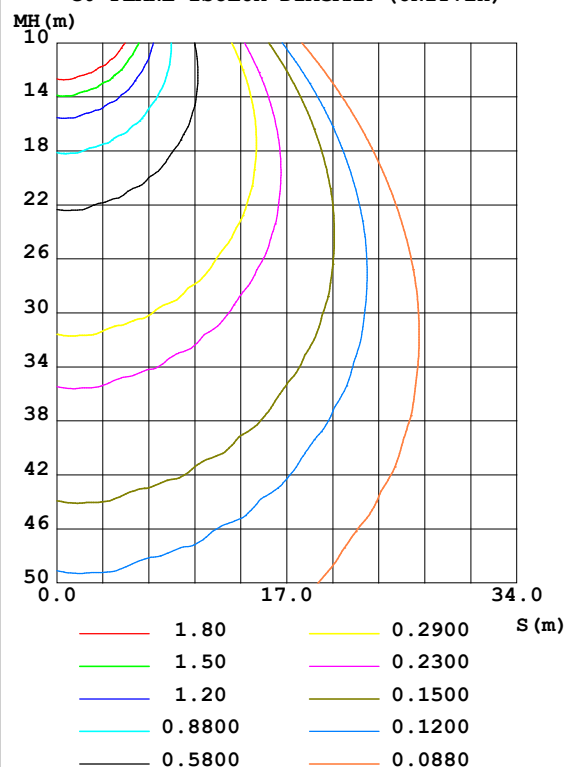
Test:U:34.640V I:0.1720A P:5.9600W PF:0.0000 Freq:0Hz Lamp Flux:675.398x1 lm		
NAME: LED Explosion-proof Flood Light	TYPE:Floodlight	WEIGHT:N/A
SPEC.:5000K	DIM.: N/A	SERIAL No.:N/A
MFR.: NJZ Lighting Technology Co.,Ltd	SUR.:N/A	Shielding Angle:N/A

DATA OF LAMP		PHOTOMETRIC DATA Eff: 113.32 lm/W			
MODEL:Z-FEL-I-6-V01-RZ-110-F		Imax(cd)	304.3	S/MH(C0/180)	1.27
NOMINAL POWER(W)		LOR(%)	100.0	S/MH(C90/270)	1.41
RATED VOLTAGE(V)		TOTAL FLUX(lm)	675.40	η UP,DN(C0-180)	0.0,42.2
NOMINAL FLUX(lm)	675.398	CIE CLASS	DIRECT	η UP,DN(C180-360)	0.0,57.8
LAMPS INSIDE	1	η up(%)	0.0	CIBSE SHR NOM	1.25
TEST VOLTAGE(V)		η down(%)	100.0	CIBSE SHR MAX	1.35

LUMINOUS INTENSITY DISTRIBUTION DIAGRAM



C0 PLANE ISOLUX DIAGRAM (UNIT:lx)



H(β) Range:-90 - 90DEG
H(β) Interval: 1.0DEG
Test Speed: HIGH
Temperature:25.3DEG
Operators:CL
Test Date:17 June 2019

V(B) Range:-80 - 80DEG
V(B) Interval: 5.0DEG
Test System:EVERFINE GO-2000A_V1 SYSTEM V2.0.366
Humidity:65.0%
Test Distance:6.010m [K=1.0000]
Remarks:

ZONAL FLUX DIAGRAM

ZONAL FLUX DIAGRAM:

γ	C0	C45	C90	C135	C180	C225	C270	C315	γ	Φ zone	Φ total	%lum, lamp
10	285.8	275.8	274.1	274.9	286.9	297.5	303.2	297.2	0- 10	27.54	27.54	4.08,4.08
20	271.9	250.9	242.0	248.6	272.4	292.0	301.7	294.6	10- 20	79.09	106.6	15.8,15.8
30	243.5	213.1	202.5	214.3	250.0	276.1	285.1	275.5	20- 30	119.6	226.3	33.5,33.5
40	199.4	163.1	152.1	163.8	207.0	238.7	246.1	239.0	30- 40	140.2	366.4	54.3,54.3
50	140.6	104.7	88.40	105.9	148.3	178.4	173.5	173.9	40- 50	131.3	497.7	73.7,73.7
60	83.12	53.73	39.71	55.46	88.79	102.8	88.54	103.5	50- 60	95.48	593.2	87.8,87.8
70	43.28	23.74	15.32	23.65	47.06	48.11	32.70	49.72	60- 70	54.35	647.6	95.9,95.9
80	16.73	6.530	4.308	6.501	19.26	13.17	8.291	14.02	70- 80	23.80	671.4	99.4,99.4
90	0.3439	0	0	0	0.1552	0	0	0	80- 90	4.019	675.4	100,100
100									90-100			
110									100-110			
120									110-120			
130									120-130			
140									130-140			
150									140-150			
160									150-160			
170									160-170			
180									170-180			
DEG	LUMINOUS INTENSITY:cd									UNIT:lm		

Conical surface Flux(90deg): 435.27 lm

%lum = 64.4%

%lamp = 64.4%

Conical surface Flux(120deg): 593.23 lm

%lum = 87.8%

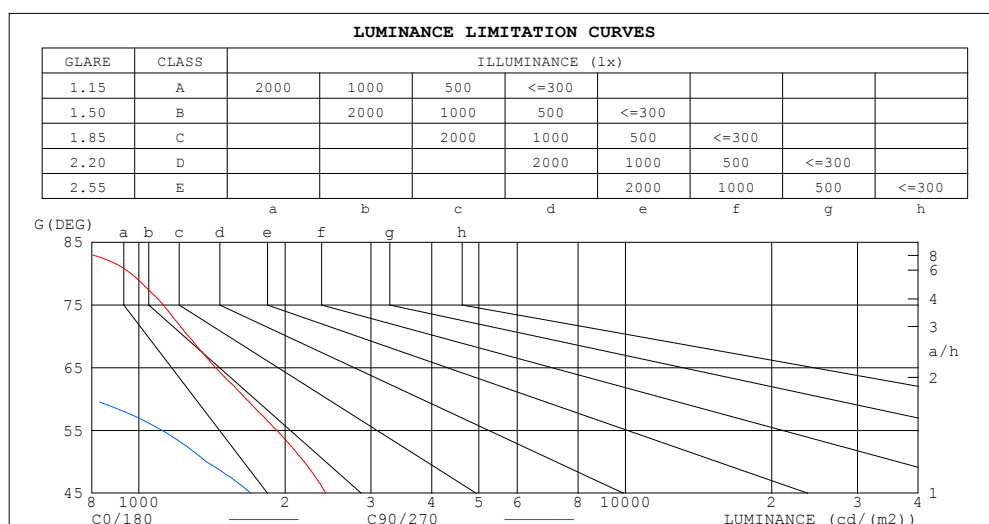
%lamp = 87.8%

H(β) Range:-90 - 90DEG
H(β) Interval: 1.0DEG
Test Speed: HIGH
Temperature:25.3DEG
Operators:CL
Test Date:17 June 2019

V(B) Range:-80 - 80DEG
V(B) Interval: 5.0DEG
Test System:EVERFINE GO-2000A_V1 SYSTEM V2.0.366
Humidity:65.0%
Test Distance:6.010m [K=1.0000]
Remarks:

LUMINANCE LIMITATION CURVES

Test:U:34.640V I:0.1720A P:5.9600W PF:0.0000 Freq:0Hz Lamp Flux:675.398x1 lm		
NAME: LED Explosion-proof Flood Light	TYPE:Floodlight	WEIGHT:N/A
SPEC.:5000K	DIM.: N/A	SERIAL No.:N/A
MFR.: NJZ Lighting Technology Co.,Ltd	SUR.:N/A	Shielding Angle:N/A



LUMINANCE cd/(m2)		
G (DEG)	C0/180	C90/270
85	615	0
80	963	248
75	1123	379
70	1266	448
65	1438	650
60	1662	794
55	1920	1116
50	2188	1375
45	2424	1700

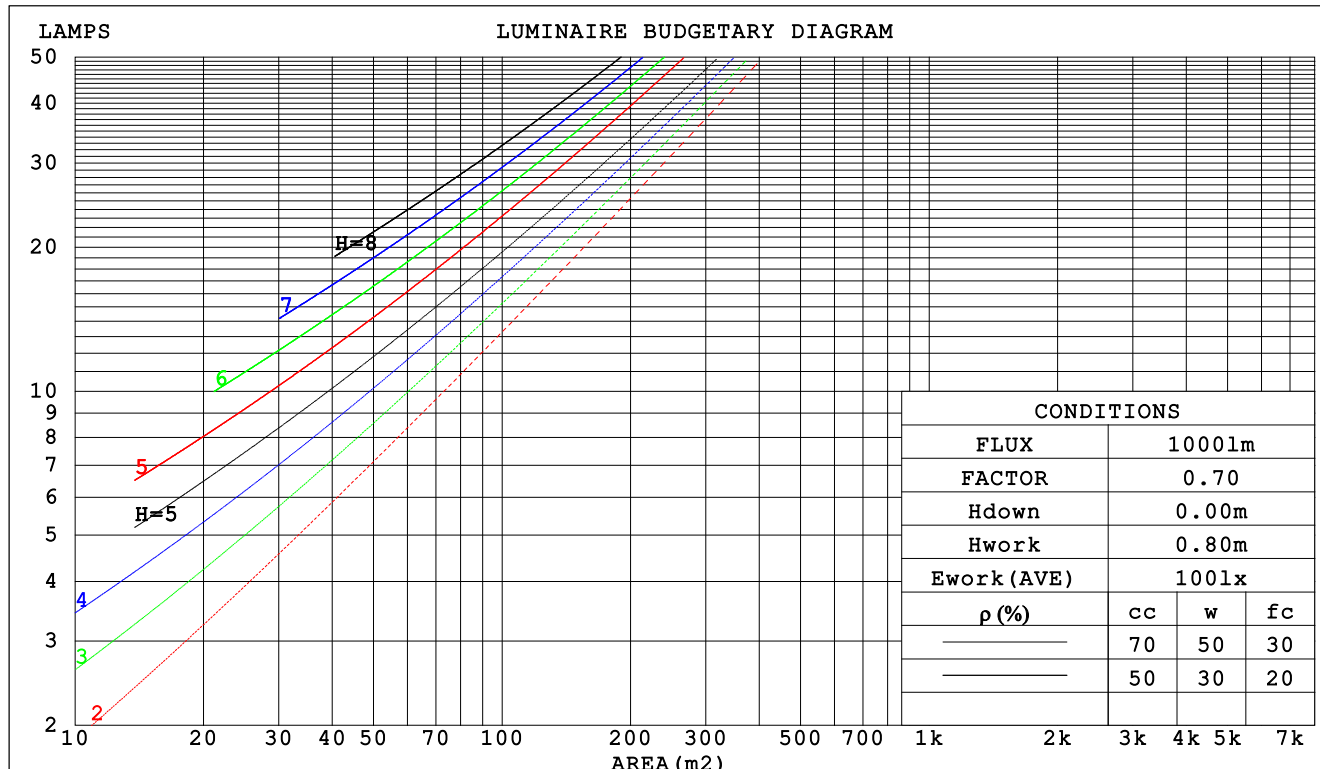
H(β) Range:-90 - 90DEG
H(β) Interval: 1.0DEG
Test Speed: HIGH
Temperature:25.3DEG
Operators:CL
Test Date:17 June 2019

V(B) Range:-80 - 80DEG
V(B) Interval: 5.0DEG
Test System:EVERFINE GO-2000A_V1 SYSTEM V2.0.366
Humidity:65.0%
Test Distance:6.010m [K=1.0000]
Remarks:

CU AND LUMINAIRE BUDGETARY ESTIMATE DIAGRAM

Test:U:34.640V I:0.1720A P:5.9600W PF:0.0000 Freq:0Hz Lamp Flux:675.398x1 lm		
NAME: LED Explosion-proof Flood Light	TYPE:Floodlight	WEIGHT:N/A
SPEC.:5000K	DIM.: N/A	SERIAL No.:N/A
MFR.: NJZ Lighting Technology Co.,Ltd	SUR.:N/A	Shielding Angle:N/A

ρ_{cc}	80%			70%			50%			30%			10%			0
ρ_w	50%	30%	10%	50%	30%	10%	50%	30%	10%	50%	30%	10%	50%	30%	10%	0
ρ_{fc}	20%			20%			20%			20%			20%			0
RCR	RCR:Room Cavity Ratio						Coefficients of Utilization(CU)									
0.0	1.19	1.19	1.19	1.16	1.16	1.16	1.11	1.11	1.11	1.06	1.06	1.06	1.02	1.02	1.02	1.00
1.0	1.06	1.03	.99	1.04	1.01	.98	.90	.97	.95	.96	.94	.92	.92	.91	.89	.87
2.0	.94	.88	.83	.92	.87	.82	.89	.84	.80	.86	.82	.79	.83	.80	.77	.75
3.0	.84	.77	.71	.82	.76	.70	.80	.74	.69	.77	.72	.68	.74	.70	.67	.65
4.0	.75	.67	.61	.74	.66	.61	.71	.65	.60	.69	.64	.59	.67	.62	.58	.56
5.0	.68	.59	.53	.67	.59	.53	.65	.58	.52	.63	.57	.52	.61	.56	.51	.49
6.0	.61	.53	.47	.60	.53	.47	.59	.52	.46	.57	.51	.46	.56	.50	.46	.44
7.0	.56	.48	.42	.55	.47	.42	.54	.47	.41	.52	.46	.41	.51	.45	.41	.39
8.0	.51	.43	.38	.51	.43	.38	.49	.42	.37	.48	.42	.37	.47	.41	.37	.35
9.0	.47	.39	.34	.47	.39	.34	.45	.39	.34	.44	.38	.34	.43	.38	.33	.32
10.0	.44	.36	.31	.43	.36	.31	.42	.35	.31	.41	.35	.31	.40	.35	.31	.29



H(β) Range:-90 - 90DEG
 H(β) Interval: 1.0DEG
 Test Speed: HIGH
 Temperature:25.3DEG
 Operators:CL
 Test Date:17 June 2019

V(B) Range:-80 - 80DEG
 V(B) Interval: 5.0DEG
 Test System:EVERFINE GO-2000A_V1 SYSTEM V2.0.366
 Humidity:65.0%
 Test Distance:6.010m [K=1.0000]
 Remarks:

WEC AND CCEC

Test:U:34.640V I:0.1720A P:5.9600W PF:0.0000 Freq:0Hz Lamp Flux:675.398x1 lm		
NAME: LED Explosion-proof Flood Light	TYPE:Floodlight	WEIGHT:N/A
SPEC.:5000K	DIM.: N/A	SERIAL No.:N/A
MFR.: NJZ Lighting Technology Co.,Ltd	SUR.:N/A	Shielding Angle:N/A

pcc	80%			70%			50%			30%			10%			0	
pw	50%	30%	10%	50%	30%	10%	50%	30%	10%	50%	30%	10%	50%	30%	10%	0	
pfc	20%			20%			20%			20%			20%			0	
RCR	RCR:Room Cavity Ratio						Wall Exitance Coefficients (WEC)										
0.0																	
1.0	.264	.150	.047	.257	.146	.047	.244	.140	.045	.232	.134	.043	.221	.128	.041		
2.0	.255	.140	.043	.249	.137	.042	.237	.132	.041	.227	.127	.040	.217	.123	.039		
3.0	.241	.128	.038	.235	.126	.038	.225	.122	.037	.216	.118	.036	.207	.115	.036		
4.0	.226	.117	.034	.221	.116	.034	.212	.112	.034	.204	.109	.033	.196	.107	.032		
5.0	.211	.108	.031	.207	.106	.031	.199	.104	.031	.192	.101	.030	.185	.099	.030		
6.0	.198	.099	.028	.194	.098	.028	.187	.096	.028	.181	.094	.028	.175	.092	.027		
7.0	.186	.092	.026	.183	.091	.026	.176	.089	.026	.170	.087	.025	.165	.086	.025		
8.0	.175	.085	.024	.172	.085	.024	.166	.083	.024	.161	.082	.024	.156	.080	.023		
9.0	.165	.080	.022	.162	.079	.022	.157	.078	.022	.152	.076	.022	.148	.075	.022		
10.0	.156	.075	.021	.153	.074	.021	.149	.073	.021	.145	.072	.020	.140	.071	.020		

pcc	80%			70%			50%			30%			10%			0
pw	50%	30%	10%	50%	30%	10%	50%	30%	10%	50%	30%	10%	50%	30%	10%	0
pfc	20%			20%			20%			20%			20%			0
RCR	RCR:Room Cavity Ratio						Ceiling Cavity Exitance Coefficients (CCEC)									
0.0	.190	.190	.190	.163	.163	.163	.111	.111	.111	.064	.064	.064	.020	.020	.020	
1.0	.177	.157	.138	.152	.134	.119	.104	.092	.082	.060	.053	.048	.019	.017	.015	
2.0	.167	.132	.102	.143	.114	.089	.098	.079	.062	.057	.046	.036	.018	.015	.012	
3.0	.159	.114	.078	.136	.098	.068	.093	.068	.048	.054	.040	.028	.017	.013	.009	
4.0	.151	.100	.062	.130	.087	.054	.089	.060	.038	.052	.035	.022	.017	.012	.007	
5.0	.144	.090	.050	.123	.078	.044	.085	.054	.031	.049	.032	.018	.016	.010	.006	
6.0	.137	.081	.041	.118	.070	.036	.081	.049	.026	.047	.029	.015	.015	.009	.005	
7.0	.130	.074	.035	.112	.064	.030	.078	.045	.022	.045	.027	.013	.015	.009	.004	
8.0	.124	.069	.030	.107	.059	.026	.074	.042	.019	.043	.025	.011	.014	.008	.004	
9.0	.119	.064	.026	.102	.055	.023	.071	.039	.016	.041	.023	.010	.013	.008	.003	
10.0	.113	.059	.023	.098	.052	.020	.068	.036	.014	.040	.021	.009	.013	.007	.003	

H(β) Range:-90 - 90DEG
H(β) Interval: 1.0DEG
Test Speed: HIGH
Temperature:25.3DEG
Operators:CL
Test Date:17 June 2019

V(B) Range:-80 - 80DEG
V(B) Interval: 5.0DEG
Test System:EVERFINE GO-2000A_V1 SYSTEM V2.0.366
Humidity:65.0%
Test Distance:6.010m [K=1.0000]
Remarks:

UGR(Unified Glare Rating) Table

Test:U:34.640V I:0.1720A P:5.9600W PF:0.0000 Freq:0Hz Lamp Flux:675.398x1 lm										
NAME: LED Explosion-proof Flood Light					TYPE:Floodlight			WEIGHT:N/A		
SPEC.:5000K					DIM.: N/A			SERIAL No.:N/A		
MFR.: NJZ Lighting Technology Co.,Ltd					SUR.:N/A			Shielding Angle:N/A		
ceiling/cavity	0.7	0.7	0.5	0.5	0.3	0.7	0.7	0.5	0.5	0.3
walls	0.5	0.3	0.5	0.3	0.3	0.5	0.3	0.5	0.3	0.3
working plane	0.2	0.2	0.2	0.2	0.2	0.2	0.2	0.2	0.2	0.2
Room dimensions	Viewed crosswise					Viewed endwise				
x = 2H y = 2H	15.3	16.7	15.6	16.9	17.1	13.1	14.5	13.3	14.7	14.9
3H	16.2	17.5	16.5	17.7	18.0	13.4	14.7	13.7	14.9	15.1
4H	16.6	17.8	16.9	18.1	18.3	13.5	14.7	13.8	14.9	15.2
6H	16.8	18.0	17.2	18.2	18.5	13.4	14.6	13.8	14.9	15.1
8H	16.9	18.0	17.3	18.3	18.6	13.4	14.5	13.8	14.8	15.1
12H	16.9	18.0	17.3	18.3	18.6	13.4	14.4	13.7	14.7	15.0
4H 2H	15.4	16.6	15.7	16.9	17.1	13.5	14.7	13.8	14.9	15.2
3H	16.4	17.5	16.8	17.8	18.1	13.9	14.9	14.2	15.2	15.5
4H	16.9	17.8	17.2	18.2	18.5	14.0	15.0	14.4	15.3	15.6
6H	17.2	18.1	17.6	18.4	18.8	14.0	14.9	14.4	15.2	15.6
8H	17.3	18.1	17.8	18.5	18.9	14.0	14.8	14.4	15.2	15.6
12H	17.4	18.1	17.8	18.5	18.9	14.0	14.7	14.4	15.1	15.5
8H 4H	16.8	17.6	17.2	18.0	18.4	14.1	14.9	14.5	15.2	15.6
6H	17.2	17.9	17.7	18.3	18.7	14.2	14.8	14.6	15.2	15.7
8H	17.4	18.0	17.9	18.4	18.8	14.2	14.8	14.7	15.2	15.6
12H	17.5	18.0	18.0	18.4	18.9	14.2	14.6	14.6	15.1	15.6
12H 4H	16.8	17.5	17.2	17.9	18.3	14.1	14.8	14.5	15.2	15.6
6H	17.2	17.8	17.7	18.2	18.7	14.2	14.8	14.7	15.2	15.6
8H	17.4	17.9	17.8	18.3	18.8	14.2	14.7	14.7	15.1	15.6
Variations with the observer position at spacings:										
S = 1.0H	+ 0.3 / - 0.4					+ 0.6 / - 0.9				
1.5H	+ 0.4 / - 0.6					+ 0.3 / - 0.6				
2.0H	+ 1.1 / - 1.2					+ 1.4 / - 1.7				

CIE Pub.117, 675.4 lm Total Lamp Luminous Flux Correct (8log(F/F0) = -1.4)

H(β) Range:-90 - 90DEG
H(β) Interval: 1.0DEG
Test Speed: HIGH
Temperature:25.3DEG
Operators:CL
Test Date:17 June 2019

V(B) Range:-80 - 80DEG
V(B) Interval: 5.0DEG
Test System:EVERFINE GO-2000A_V1 SYSTEM V2.0.366
Humidity:65.0%
Test Distance:6.010m [K=1.0000]
Remarks:

UTILIZATION FACTORS TABLE

Test:U:34.640V I:0.1720A P:5.9600W PF:0.0000 Freq:0Hz Lamp Flux:675.398x1 lm		
NAME: LED Explosion-proof Flood Light	TYPE:Floodlight	WEIGHT:N/A
SPEC.:5000K	DIM.: N/A	SERIAL No.:N/A
MFR.: NJZ Lighting Technology Co.,Ltd	SUR.:N/A	Shielding Angle:N/A

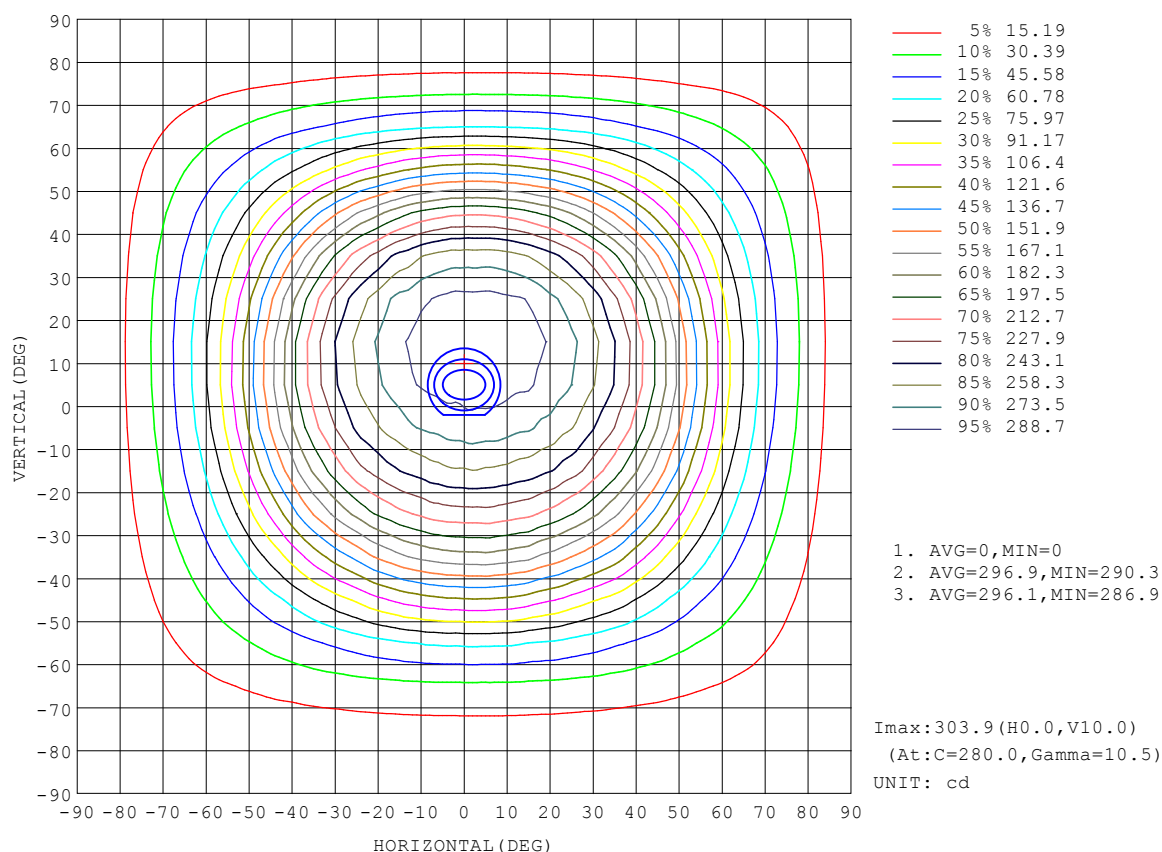
REFLECTANCE										
Ceiling	0.8	0.8	0.8	0.7	0.7	0.7	0.5	0.5	0.5	0
Walls	0.7	0.5	0.3	0.7	0.5	0.3	0.7	0.5	0.3	0
Working plane	0.2	0.2	0.2	0.2	0.2	0.2	0.2	0.2	0.2	0
ROOM INDEX	UTILIZATION FACTORS (PERCENT) $k(RI) \times RCR = 5$									
$k = 0.60$	63	52	46	62	52	46	61	51	45	40
0.80	73	63	56	72	62	56	70	61	55	49
1.00	81	72	65	80	71	65	78	72	64	58
1.25	88	79	73	87	78	72	84	77	72	65
1.50	93	84	78	91	83	78	88	82	77	70
2.00	99	92	86	97	91	85	94	88	84	77
2.50	102	96	90	100	94	90	97	92	88	80
3.00	105	99	95	103	98	94	99	95	91	84
4.00	108	104	100	106	102	98	102	99	96	87
5.00	110	106	103	108	104	101	104	101	98	90
ROOM INDEX	UF(total)									Direct
According to DIN EN 13032-2 2004			Suspended					SHRNM = 1.25		

$H(\beta)$ Range:-90 - 90DEG
 $H(\beta)$ Interval: 1.0DEG
 Test Speed: HIGH
 Temperature:25.3DEG
 Operators:CL
 Test Date:17 June 2019

$V(B)$ Range:-80 - 80DEG
 $V(B)$ Interval: 5.0DEG
 Test System:EVERFINE GO-2000A_V1 SYSTEM V2.0.366
 Humidity:65.0%
 Test Distance:6.010m [K=1.0000]
 Remarks:

ISOCANDELA DIAGRAM

Test:U:34.640V I:0.1720A P:5.9600W PF:0.0000 Freq:0Hz Lamp Flux:675.398x1 lm		
NAME: LED Explosion-proof Flood Light	TYPE:Floodlight	WEIGHT:N/A
SPEC.:5000K	DIM.: N/A	SERIAL No.:N/A
MFR.: NJZ Lighting Technology Co.,Ltd	SUR.:N/A	Shielding Angle:N/A



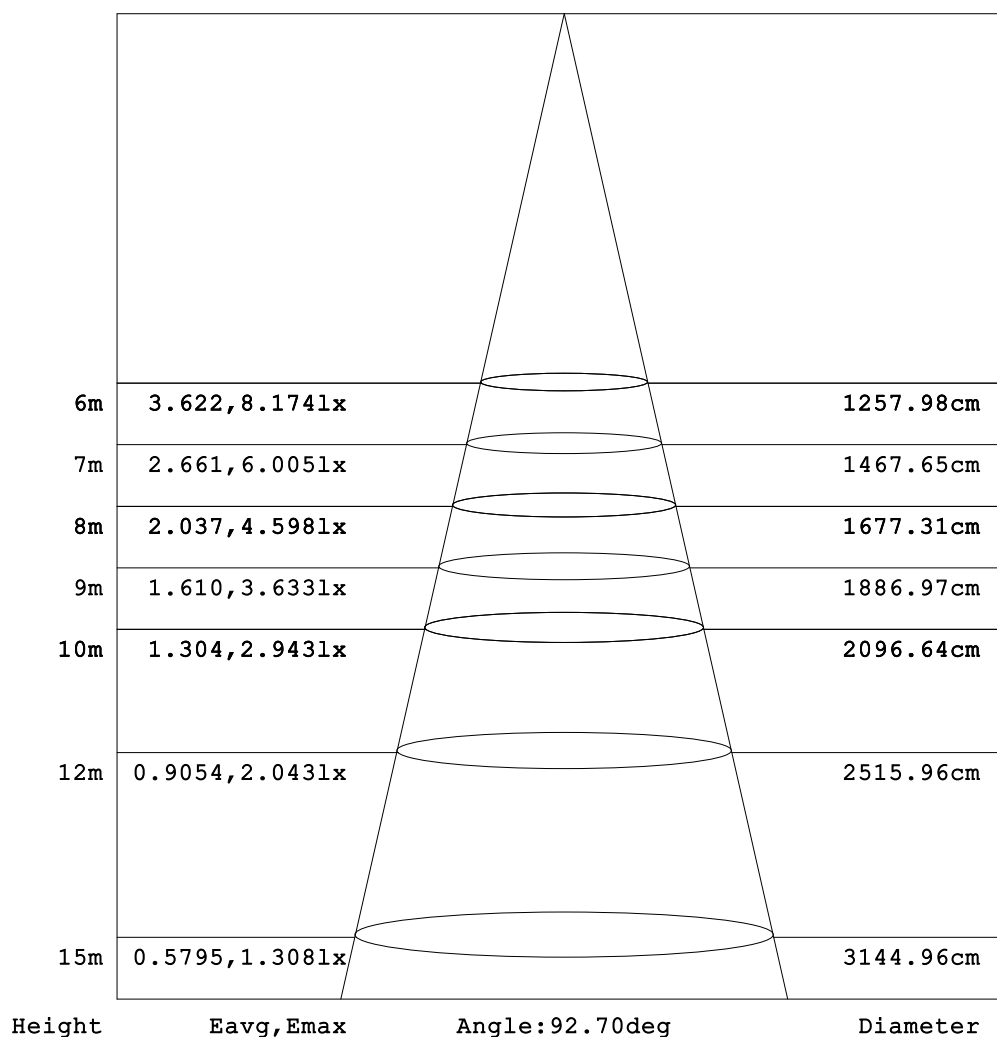
H(β) Range:-90 - 90DEG
H(β) Interval: 1.0DEG
Test Speed: HIGH
Temperature:25.3DEG
Operators:CL
Test Date:17 June 2019

V(B) Range:-80 - 80DEG
V(B) Interval: 5.0DEG
Test System:EVERFINE GO-2000A_V1 SYSTEM V2.0.366
Humidity:65.0%
Test Distance:6.010m [K=1.0000]
Remarks:

AAI Figure

Test:U:34.640V I:0.1720A P:5.9600W PF:0.0000 Freq:0Hz Lamp Flux:675.398x1 lm		
NAME: LED Explosion-proof Flood Light	TYPE:Floodlight	WEIGHT:N/A
SPEC.:5000K	DIM.: N/A	SERIAL No.:N/A
MFR.: NJZ Lighting Technology Co.,Ltd	SUR.:N/A	Shielding Angle:N/A

Flux out:454.8 lm



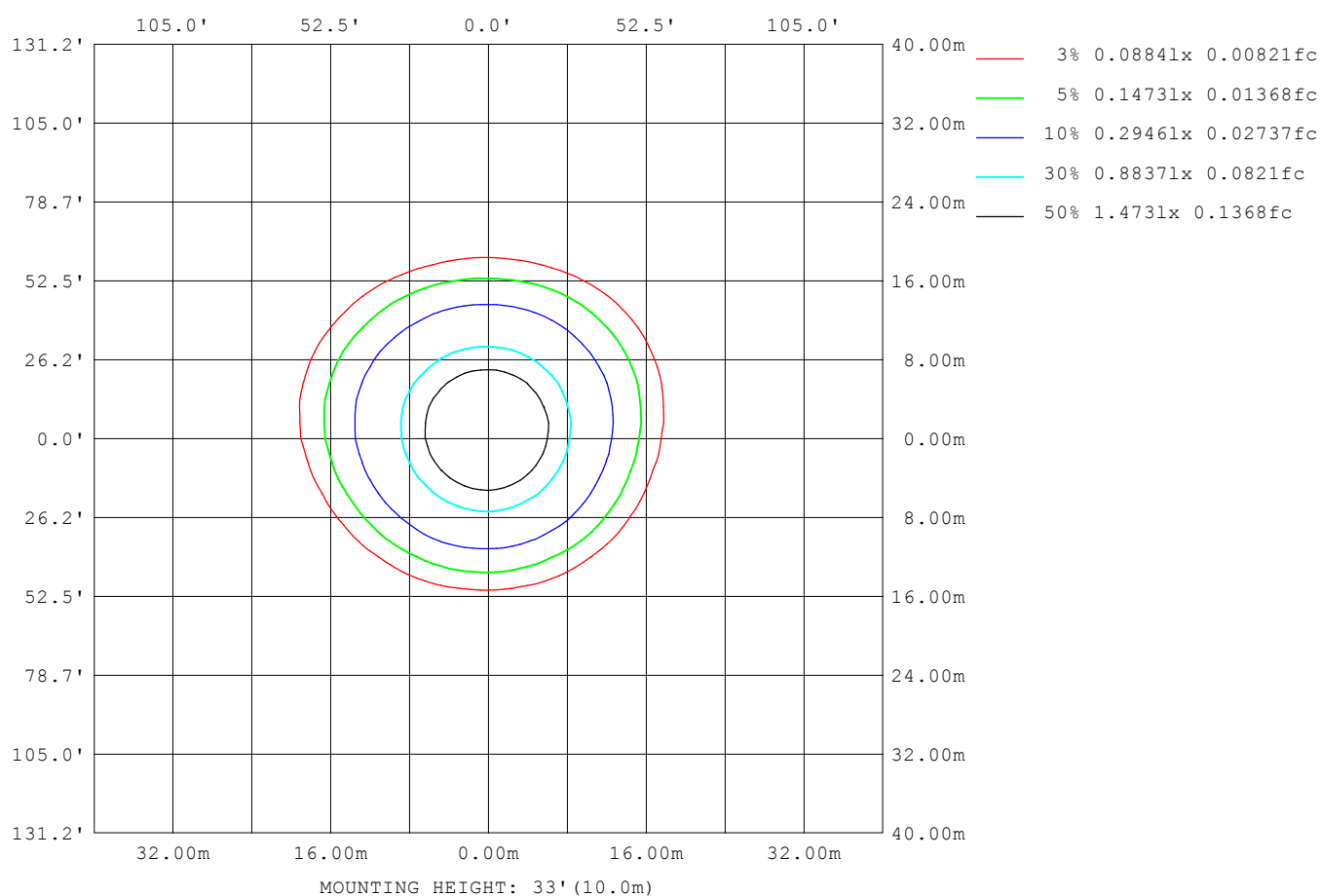
Note:The Curves indicate the illuminated area and the average illumination when the luminaire is at different distance.

H(β) Range:-90 - 90DEG
H(β) Interval: 1.0DEG
Test Speed: HIGH
Temperature:25.3DEG
Operators:CL
Test Date:17 June 2019

V(B) Range:-80 - 80DEG
V(B) Interval: 5.0DEG
Test System:EVERFINE GO-2000A_V1 SYSTEM V2.0.366
Humidity:65.0%
Test Distance:6.010m [K=1.0000]
Remarks:

ISOLUX DIAGRAM

Test:U:34.640V I:0.1720A P:5.9600W PF:0.0000 Freq:0Hz Lamp Flux:675.398x1 lm		
NAME: LED Explosion-proof Flood Light	TYPE:Floodlight	WEIGHT:N/A
SPEC.:5000K	DIM.: N/A	SERIAL No.:N/A
MFR.: NJZ Lighting Technology Co.,Ltd	SUR.:N/A	Shielding Angle:N/A



H(β) Range:-90 - 90DEG
H(β) Interval: 1.0DEG
Test Speed: HIGH
Temperature:25.3DEG
Operators:CL
Test Date:17 June 2019

V(B) Range:-80 - 80DEG
V(B) Interval: 5.0DEG
Test System:EVERFINE GO-2000A_V1 SYSTEM V2.0.366
Humidity:65.0%
Test Distance:6.010m [K=1.0000]
Remarks:

LED Avg.L Report

Test:U:34.640V I:0.1720A P:5.9600W PF:0.0000 Freq:0Hz Lamp Flux:675.398x1 lm		
NAME: LED Explosion-proof Flood Light	TYPE:Floodlight	WEIGHT:N/A
SPEC.:5000K	DIM.: N/A	SERIAL No.:N/A
MFR.: NJZ Lighting Technology Co.,Ltd	SUR.:N/A	Shielding Angle:N/A

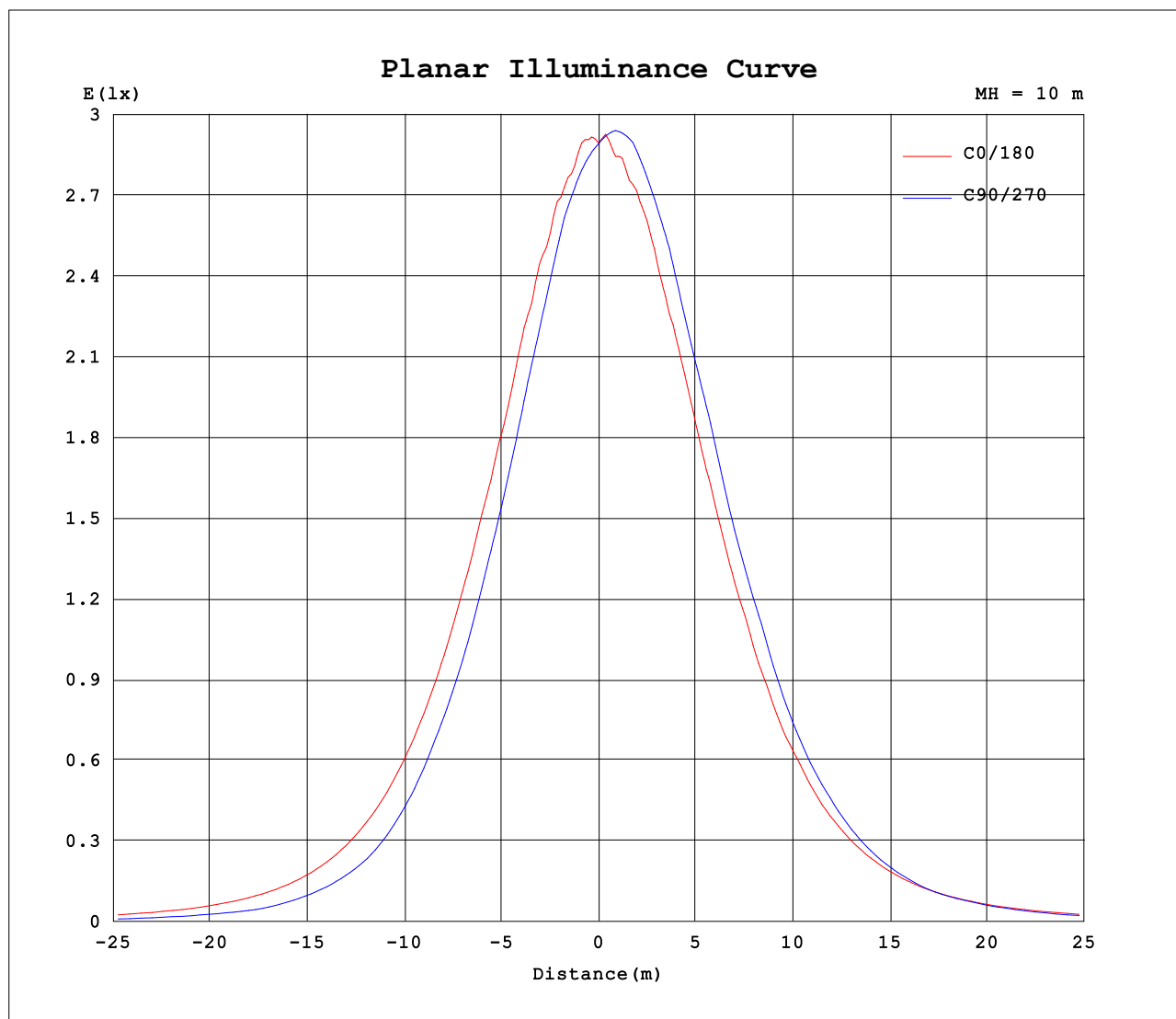
AvgL	cd/m2
L_0~180 (65) av	1496
L_0~180 (75) av	1180
L_0~180 (85) av	736
L_90~270 (65) av	1040
L_90~270 (75) av	584
L_90~270 (85) av	0
L_45 (65) av	1315
L_45 (75) av	794
L_45 (85) av	202

Standard: GB/T 29293-2012

H(β) Range:-90 - 90DEG
H(β) Interval: 1.0DEG
Test Speed: HIGH
Temperature:25.3DEG
Operators:CL
Test Date:17 June 2019

V(B) Range:-80 - 80DEG
V(B) Interval: 5.0DEG
Test System:EVERFINE GO-2000A_V1 SYSTEM V2.0.366
Humidity:65.0%
Test Distance:6.010m [K=1.0000]
Remarks:

Planar Illuminance Curve



H(β) Range:-90 - 90DEG
H(β) Interval: 1.0DEG
Test Speed: HIGH
Temperature:25.3DEG
Operators:CL
Test Date:17 June 2019

V(B) Range:-80 - 80DEG
V(B) Interval: 5.0DEG
Test System:EVERFINE GO-2000A_V1 SYSTEM V2.0.366
Humidity:65.0%
Test Distance:6.010m [K=1.0000]
Remarks:

LUMINOUS DISTRIBUTION INTENSITY DATA

Test:U:34.640V I:0.1720A P:5.9600W PF:0.0000 Freq:0Hz Lamp Flux:675.398x1 lm		
NAME: LED Explosion-proof Flood Light	TYPE:Floodlight	WEIGHT:N/A
SPEC.:5000K	DIM.: N/A	SERIAL No.:N/A
MFR.: NJZ Lighting Technology Co.,Ltd	SUR.:N/A	Shielding Angle:N/A

Table--1

UNIT: cd

[illegible]

H(β) Range:-90 - 90DEG
H(β) Interval: 1.0DEG
Test Speed: HIGH
Temperature:25.3DEG
Operators:CL
Test Date:17 June 2019

V(B) Range:-80 - 80DEG
V(B) Interval: 5.0DEG
Test System:EVERFINE GO-2000A_V1 SYSTEM V2.0.366
Humidity:65.0%
Test Distance:6.010m [K=1.0000]
Remarks:

LUMINOUS DISTRIBUTION INTENSITY DATA

Test:U:34.640V I:0.1720A P:5.9600W PF:0.0000 Freq:0Hz Lamp Flux:675.398x1 lm		
NAME: LED Explosion-proof Flood Light	TYPE:Floodlight	WEIGHT:N/A
SPEC.:5000K	DIM.: N/A	SERIAL No.:N/A
MFR.: NJZ Lighting Technology Co.,Ltd	SUR.:N/A	Shielding Angle:N/A

Table--2

UNIT: cd

[illegible]

H(β) Range:-90 - 90DEG
H(β) Interval: 1.0DEG
Test Speed: HIGH
Temperature:25.3DEG
Operators:CL
Test Date:17 June 2019

```
V(B) Range:-80 - 80DEG
V(B) Interval: 5.0DEG
Test System:EVERFINE GO-2000A_V1 SYSTEM V2.0.366
Humidity:65.0%
Test Distance:6.010m [K=1.0000]
Remarks:
```

LUMINOUS DISTRIBUTION INTENSITY DATA

Test:U:34.640V I:0.1720A P:5.9600W PF:0.0000 Freq:0Hz Lamp Flux:675.398x1 lm		
NAME: LED Explosion-proof Flood Light	TYPE:Floodlight	WEIGHT:N/A
SPEC.:5000K	DIM.: N/A	SERIAL No.:N/A
MFR.: NJZ Lighting Technology Co.,Ltd	SUR.:N/A	Shielding Angle:N/A

Table--3

UNIT: cd

[illegible]

H(β) Range:-90 - 90DEG
H(β) Interval: 1.0DEG
Test Speed: HIGH
Temperature:25.3DEG
Operators:CL
Test Date:17 June 2019

```
V(B) Range:-80 - 80DEG
V(B) Interval: 5.0DEG
Test System:EVERFINE GO-2000A_V1 SYSTEM V2.0.366
Humidity:65.0%
Test Distance:6.010m [K=1.0000]
Remarks:
```

LUMINOUS DISTRIBUTION INTENSITY DATA

Test:U:34.640V I:0.1720A P:5.9600W PF:0.0000 Freq:0Hz Lamp Flux:675.398x1 lm		
NAME: LED Explosion-proof Flood Light	TYPE:Floodlight	WEIGHT:N/A
SPEC.:5000K	DIM.: N/A	SERIAL No.:N/A
MFR.: NJZ Lighting Technology Co.,Ltd	SUR.:N/A	Shielding Angle:N/A

Table--4

UNIT: cd

[illegible]

H(β) Range:-90 - 90DEG
H(β) Interval: 1.0DEG
Test Speed: HIGH
Temperature:25.3DEG
Operators:CL
Test Date:17 June 2019

```
V(B) Range:-80 - 80DEG
V(B) Interval: 5.0DEG
Test System:EVERFINE GO-2000A_V1 SYSTEM V2.0.366
Humidity:65.0%
Test Distance:6.010m [K=1.0000]
Remarks:
```