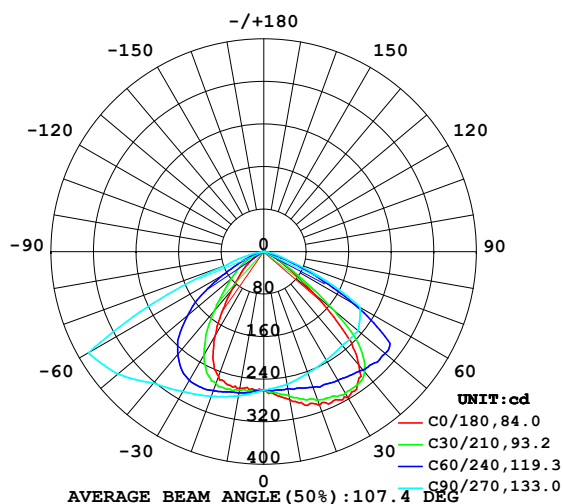


LUMINAIRE PHOTOMETRIC TEST REPORT

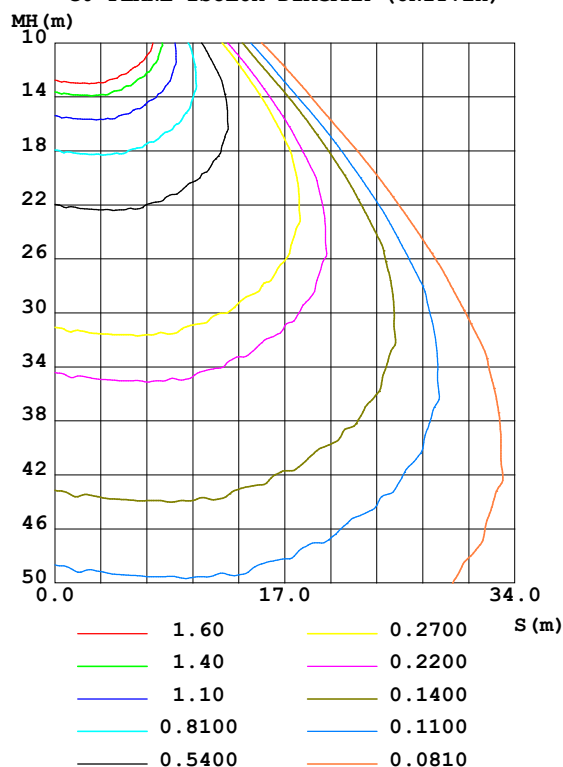
Test:U:34.660V I:0.1720A P:5.9600W PF:0.0000 Freq:0Hz Lamp Flux:800.328x1 lm		
NAME: LED Explosion-proof Flood Light	TYPE:Floodlight	WEIGHT:N/A
SPEC.:4000K	DIM.: N/A	SERIAL No.:N/A
MFR.: NJZ Lighting Technology Co.,Ltd	SUR.:N/A	Shielding Angle:N/A

DATA OF LAMP		PHOTOMETRIC DATA Eff: 134.28 lm/W			
MODEL NJZ-FEL-I-6-V01-RL-T2		Imax(cd)	523.9	S/MH(C0/180)	1.04
NOMINAL POWER(W)		LOR(%)	100.0	S/MH(C90/270)	1.87
RATED VOLTAGE(V)		TOTAL FLUX(lm)	800.33	η UP,DN(C0-180)	0.0,43.1
NOMINAL FLUX(lm)	800.328	CIE CLASS	DIRECT	η UP,DN(C180-360)	0.0,56.9
LAMPS INSIDE	1	η up(%)	0.0	CIBSE SHR NOM	1.25
TEST VOLTAGE(V)		η down(%)	100.0	CIBSE SHR MAX	1.35

LUMINOUS INTENSITY DISTRIBUTION DIAGRAM



C0 PLANE ISOLUX DIAGRAM (UNIT:lx)



H(β) Range:-90 - 90DEG
H(β) Interval: 1.0DEG
Test Speed: HIGH
Temperature:25.3DEG
Operators:CL
Test Date:11 June 2019

V(B) Range:-80 - 80DEG
V(B) Interval: 5.0DEG
Test System:EVERFINE GO-2000A_V1 SYSTEM V2.0.366
Humidity:65.0%
Test Distance:6.010m [K=1.0000]
Remarks:

ZONAL FLUX DIAGRAM

ZONAL FLUX DIAGRAM:

γ	C0	C45	C90	C135	C180	C225	C270	C315	γ	Φ zone	Φ total	%lum, lamp
10	282.3	268.4	253.3	249.6	260.4	265.6	275.3	286.6	0- 10	25.31	25.31	3.16,3.16
20	307.3	287.5	242.9	238.7	249.4	273.3	289.4	321.3	10- 20	77.42	102.7	12.8,12.8
30	317.2	295.7	235.4	207.4	183.8	256.2	303.8	355.5	20- 30	127.0	229.7	28.7,28.7
40	278.3	302.1	230.0	142.8	93.09	197.2	322.7	389.7	30- 40	162.7	392.4	49,49
50	125.6	247.8	231.7	76.63	47.87	119.2	358.3	361.8	40- 50	173.2	565.5	70.7,70.7
60	30.23	71.09	209.6	36.59	18.77	63.44	381.1	127.1	50- 60	142.6	708.1	88.5,88.5
70	16.15	11.14	48.43	9.849	11.25	19.39	75.99	24.81	60- 70	75.13	783.2	97.9,97.9
80	6.964	2.704	1.853	2.246	2.875	3.743	3.887	4.748	70- 80	15.87	799.1	99.8,99.8
90	0.0585	0	0	0	0.0544	0	0	0	80- 90	1.232	800.3	100,100
100									90-100			
110									100-110			
120									110-120			
130									120-130			
140									130-140			
150									140-150			
160									150-160			
170									160-170			
180									170-180			
DEG	LUMINOUS INTENSITY:cd									UNIT:lm		

Conical surface Flux(90deg): 480.06 lm

%lum = 60.0%

%lamp = 60.0%

Conical surface Flux(120deg): 708.09 lm

%lum = 88.5%

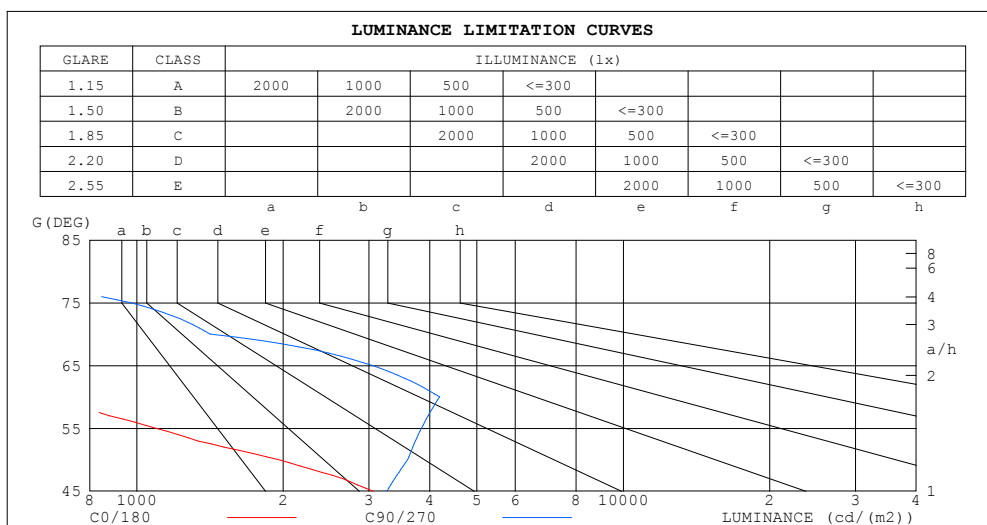
%lamp = 88.5%

H(β) Range:-90 - 90DEG
H(β) Interval: 1.0DEG
Test Speed: HIGH
Temperature:25.3DEG
Operators:CL
Test Date:11 June 2019

V(B) Range:-80 - 80DEG
V(B) Interval: 5.0DEG
Test System:EVERFINE GO-2000A_V1 SYSTEM V2.0.366
Humidity:65.0%
Test Distance:6.010m [K=1.0000]
Remarks:

LUMINANCE LIMITATION CURVES

Test:U:34.660V I:0.1720A P:5.9600W PF:0.0000 Freq:0Hz Lamp Flux:800.328x1 lm		
NAME: LED Explosion-proof Flood Light	TYPE:Floodlight	WEIGHT:N/A
SPEC.:4000K	DIM.: N/A	SERIAL No.:N/A
MFR.: NJZ Lighting Technology Co.,Ltd	SUR.:N/A	Shielding Angle:N/A



LUMINANCE cd/(m2)		
G (DEG)	C0/180	C90/270
85	123	0
80	401	107
75	432	971
70	472	1416
65	472	3052
60	605	4191
55	1094	3847
50	1953	3604
45	3060	3265

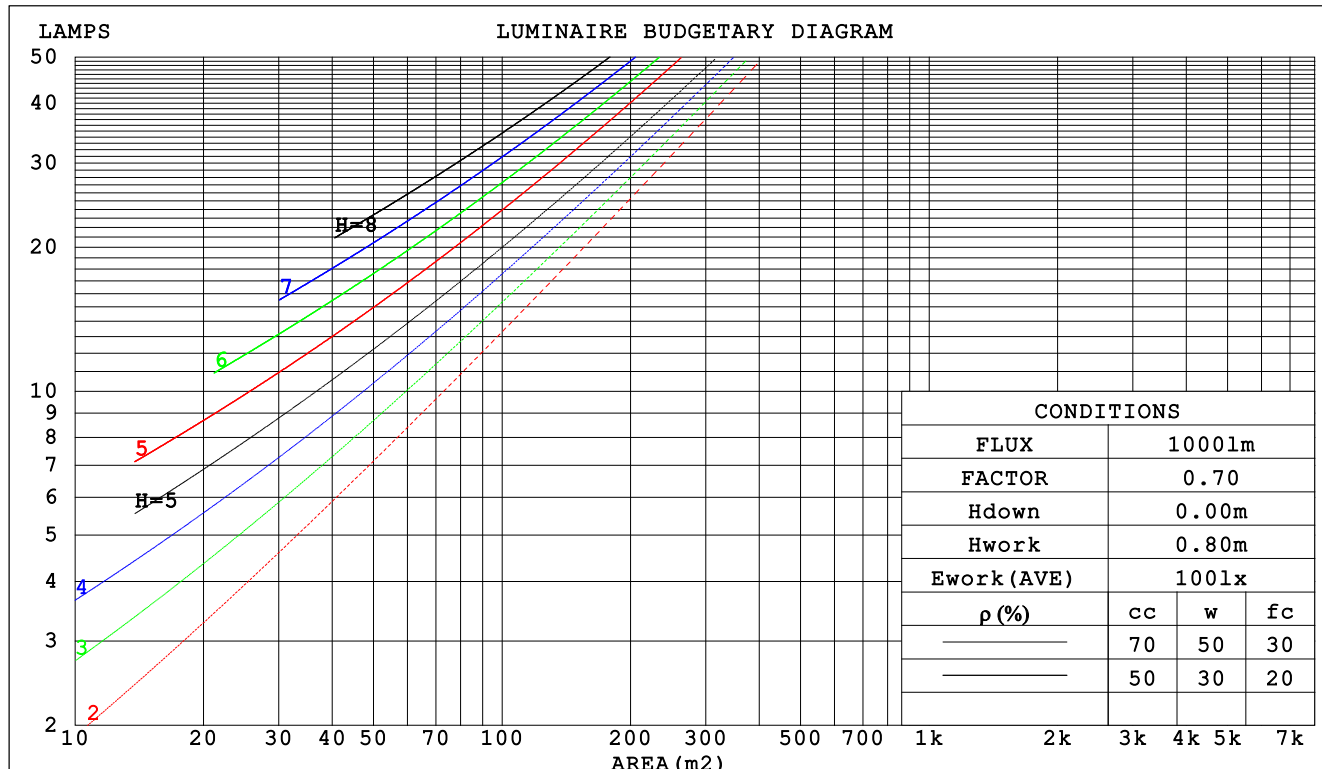
H(β) Range:-90 - 90DEG
H(β) Interval: 1.0DEG
Test Speed: HIGH
Temperature:25.3DEG
Operators:CL
Test Date:11 June 2019

V(B) Range:-80 - 80DEG
V(B) Interval: 5.0DEG
Test System:EVERFINE GO-2000A_V1 SYSTEM V2.0.366
Humidity:65.0%
Test Distance:6.010m [K=1.0000]
Remarks:

CU AND LUMINAIRE BUDGETARY ESTIMATE DIAGRAM

Test:U:34.660V I:0.1720A P:5.9600W PF:0.0000 Freq:0Hz Lamp Flux:800.328x1 lm		
NAME: LED Explosion-proof Flood Light	TYPE:Floodlight	WEIGHT:N/A
SPEC.:4000K	DIM.: N/A	SERIAL No.:N/A
MFR.: NJZ Lighting Technology Co.,Ltd	SUR.:N/A	Shielding Angle:N/A

pcc	80%			70%			50%			30%			10%			0
pw	50%	30%	10%	50%	30%	10%	50%	30%	10%	50%	30%	10%	50%	30%	10%	0
pfc	20%			20%			20%			20%			20%			0
RCR	RCR:Room Cavity Ratio						Coefficients of Utilization(CU)									
0.0	1.19	1.19	1.19	1.16	1.16	1.16	1.11	1.11	1.11	1.06	1.06	1.06	1.02	1.02	1.02	1.00
1.0	1.06	1.03	.99	1.04	1.01	.98	.00	.97	.95	.96	.94	.92	.93	.91	.89	.87
2.0	.94	.88	.83	.92	.86	.82	.89	.84	.80	.85	.82	.78	.82	.79	.76	.74
3.0	.83	.76	.70	.82	.75	.69	.79	.73	.68	.76	.71	.67	.73	.69	.66	.63
4.0	.74	.66	.59	.73	.65	.59	.70	.63	.58	.68	.62	.57	.66	.61	.57	.55
5.0	.66	.57	.51	.65	.57	.51	.63	.56	.50	.61	.55	.50	.59	.54	.49	.47
6.0	.59	.51	.45	.58	.50	.44	.57	.49	.44	.55	.49	.44	.53	.48	.43	.41
7.0	.54	.45	.39	.53	.45	.39	.51	.44	.39	.50	.43	.39	.49	.43	.38	.36
8.0	.49	.41	.35	.48	.40	.35	.47	.40	.35	.46	.39	.34	.45	.39	.34	.32
9.0	.45	.37	.31	.44	.36	.31	.43	.36	.31	.42	.35	.31	.41	.35	.31	.29
10.0	.41	.33	.28	.41	.33	.28	.40	.33	.28	.39	.32	.28	.38	.32	.28	.26



H(β) Range:-90 - 90DEG
H(β) Interval: 1.0DEG
Test Speed: HIGH
Temperature:25.3DEG
Operators:CL
Test Date:11 June 2019

V(B) Range:-80 - 80DEG
V(B) Interval: 5.0DEG
Test System:EVERFINE GO-2000A_V1 SYSTEM V2.0.366
Humidity:65.0%
Test Distance:6.010m [K=1.0000]
Remarks:

WEC AND CCEC

Test:U:34.660V I:0.1720A P:5.9600W PF:0.0000 Freq:0Hz Lamp Flux:800.328x1 lm		
NAME: LED Explosion-proof Flood Light	TYPE:Floodlight	WEIGHT:N/A
SPEC.:4000K	DIM.: N/A	SERIAL No.:N/A
MFR.: NJZ Lighting Technology Co.,Ltd	SUR.:N/A	Shielding Angle:N/A

pcc	80%			70%			50%			30%			10%			0	
pw	50%	30%	10%	50%	30%	10%	50%	30%	10%	50%	30%	10%	50%	30%	10%	0	
pfc	20%			20%			20%			20%			20%			0	
RCR	RCR:Room Cavity Ratio						Wall Exitance Coefficients (WEC)										
0.0																	
1.0	.263	.149	.047	.256	.146	.046	.243	.139	.044	.231	.133	.043	.220	.127	.041		
2.0	.258	.142	.043	.252	.139	.043	.241	.134	.042	.230	.129	.040	.221	.125	.039		
3.0	.246	.131	.039	.241	.129	.039	.231	.125	.038	.221	.121	.037	.213	.118	.036		
4.0	.232	.121	.035	.227	.119	.035	.218	.116	.035	.210	.113	.034	.202	.110	.033		
5.0	.218	.111	.032	.214	.110	.032	.206	.107	.032	.198	.105	.031	.191	.102	.031		
6.0	.204	.102	.029	.201	.101	.029	.193	.099	.029	.187	.097	.029	.181	.095	.028		
7.0	.192	.095	.027	.188	.094	.027	.182	.092	.027	.176	.090	.026	.171	.089	.026		
8.0	.180	.088	.025	.177	.087	.025	.172	.086	.024	.166	.084	.024	.161	.083	.024		
9.0	.170	.082	.023	.167	.081	.023	.162	.080	.023	.157	.079	.023	.153	.078	.022		
10.0	.160	.077	.021	.158	.076	.021	.153	.075	.021	.149	.074	.021	.145	.073	.021		

pcc	80%			70%			50%			30%			10%			0
pw	50%	30%	10%	50%	30%	10%	50%	30%	10%	50%	30%	10%	50%	30%	10%	0
pfc	20%			20%			20%			20%			20%			0
RCR	RCR:Room Cavity Ratio						Ceiling Cavity Exitance Coefficients (CCEC)									
0.0	.190	.190	.190	.163	.163	.163	.111	.111	.111	.064	.064	.064	.020	.020	.020	
1.0	.177	.157	.138	.151	.134	.119	.104	.092	.082	.060	.053	.048	.019	.017	.015	
2.0	.168	.132	.102	.144	.114	.088	.098	.079	.062	.057	.046	.036	.018	.015	.012	
3.0	.160	.114	.078	.137	.098	.067	.094	.068	.047	.054	.040	.028	.017	.013	.009	
4.0	.153	.101	.061	.131	.087	.053	.090	.061	.037	.052	.035	.022	.017	.012	.007	
5.0	.146	.090	.049	.125	.078	.043	.086	.054	.030	.050	.032	.018	.016	.010	.006	
6.0	.139	.082	.040	.120	.071	.035	.082	.050	.025	.048	.029	.015	.015	.010	.005	
7.0	.133	.075	.034	.114	.065	.030	.079	.045	.021	.046	.027	.013	.015	.009	.004	
8.0	.127	.069	.029	.109	.060	.026	.075	.042	.018	.044	.025	.011	.014	.008	.004	
9.0	.121	.064	.026	.104	.056	.022	.072	.039	.016	.042	.023	.009	.014	.008	.003	
10.0	.116	.060	.023	.100	.052	.020	.069	.037	.014	.040	.022	.008	.013	.007	.003	

H(β) Range:-90 - 90DEG
H(β) Interval: 1.0DEG
Test Speed: HIGH
Temperature:25.3DEG
Operators:CL
Test Date:11 June 2019

V(B) Range:-80 - 80DEG
V(B) Interval: 5.0DEG
Test System:EVERFINE GO-2000A_V1 SYSTEM V2.0.366
Humidity:65.0%
Test Distance:6.010m [K=1.0000]
Remarks:

UGR(Unified Glare Rating) Table

Test:U:34.660V I:0.1720A P:5.9600W PF:0.0000 Freq:0Hz Lamp Flux:800.328x1 lm										
NAME: LED Explosion-proof Flood Light					TYPE:Floodlight			WEIGHT:N/A		
SPEC.:4000K					DIM.: N/A			SERIAL No.:N/A		
MFR.: NJZ Lighting Technology Co.,Ltd					SUR.:N/A			Shielding Angle:N/A		
ceiling/cavity	0.7	0.7	0.5	0.5	0.3	0.7	0.7	0.5	0.5	0.3
walls	0.5	0.3	0.5	0.3	0.3	0.5	0.3	0.5	0.3	0.3
working plane	0.2	0.2	0.2	0.2	0.2	0.2	0.2	0.2	0.2	0.2
Room dimensions	Viewed crosswise					Viewed endwise				
x = 2H y = 2H	14.8	16.3	15.1	16.4	16.6	21.1	22.6	21.4	22.8	23.0
3H	14.7	16.1	15.0	16.3	16.5	21.8	23.2	22.1	23.4	23.6
4H	14.7	16.0	15.0	16.2	16.5	21.8	23.1	22.2	23.3	23.6
6H	14.7	15.9	15.0	16.1	16.4	21.8	22.9	22.1	23.2	23.5
8H	14.7	15.8	15.0	16.1	16.4	21.7	22.8	22.0	23.1	23.4
12H	14.6	15.7	15.0	16.0	16.3	21.7	22.7	22.0	23.0	23.3
4H 2H	15.5	16.8	15.9	17.0	17.3	20.9	22.1	21.2	22.4	22.6
3H	15.5	16.6	15.8	16.9	17.2	21.7	22.8	22.0	23.1	23.4
4H	15.5	16.5	15.9	16.8	17.1	21.7	22.7	22.1	23.0	23.3
6H	15.5	16.4	15.9	16.7	17.1	21.7	22.5	22.1	22.9	23.2
8H	15.5	16.3	15.9	16.7	17.0	21.6	22.4	22.0	22.8	23.2
12H	15.5	16.2	15.9	16.6	17.0	21.6	22.3	22.0	22.7	23.1
8H 4H	15.5	16.3	15.9	16.7	17.0	21.6	22.4	22.0	22.8	23.1
6H	15.5	16.2	16.0	16.6	17.0	21.6	22.2	22.0	22.6	23.0
8H	15.5	16.1	16.0	16.5	17.0	21.5	22.1	22.0	22.5	23.0
12H	15.5	16.0	16.0	16.4	16.9	21.5	22.0	21.9	22.4	22.9
12H 4H	15.5	16.2	15.9	16.6	17.0	21.6	22.3	22.0	22.7	23.1
6H	15.5	16.1	15.9	16.5	16.9	21.5	22.1	22.0	22.5	23.0
8H	15.5	16.0	16.0	16.4	16.9	21.5	22.0	21.9	22.4	22.9
Variations with the observer position at spacings:										
S = 1.0H	+ 1.9 / - 4.2					+ 1.3 / - 1.9				
1.5H	+ 1.2 / - 2.9					+ 1.3 / - 2.5				
2.0H	+ 3.5 / - 5.3					+ 2.2 / - 3.2				

CIE Pub.117, 800.3 lm Total Lamp Luminous Flux Correct (8log(F/F0) = -0.8)

H(β) Range:-90 - 90DEG
H(β) Interval: 1.0DEG
Test Speed: HIGH
Temperature:25.3DEG
Operators:CL
Test Date:11 June 2019

V(B) Range:-80 - 80DEG
V(B) Interval: 5.0DEG
Test System:EVERFINE GO-2000A_V1 SYSTEM V2.0.366
Humidity:65.0%
Test Distance:6.010m [K=1.0000]
Remarks:

UTILIZATION FACTORS TABLE

Test:U:34.660V I:0.1720A P:5.9600W PF:0.0000 Freq:0Hz Lamp Flux:800.328x1 lm		
NAME: LED Explosion-proof Flood Light	TYPE:Floodlight	WEIGHT:N/A
SPEC.:4000K	DIM.: N/A	SERIAL No.:N/A
MFR.: NJZ Lighting Technology Co.,Ltd	SUR.:N/A	Shielding Angle:N/A

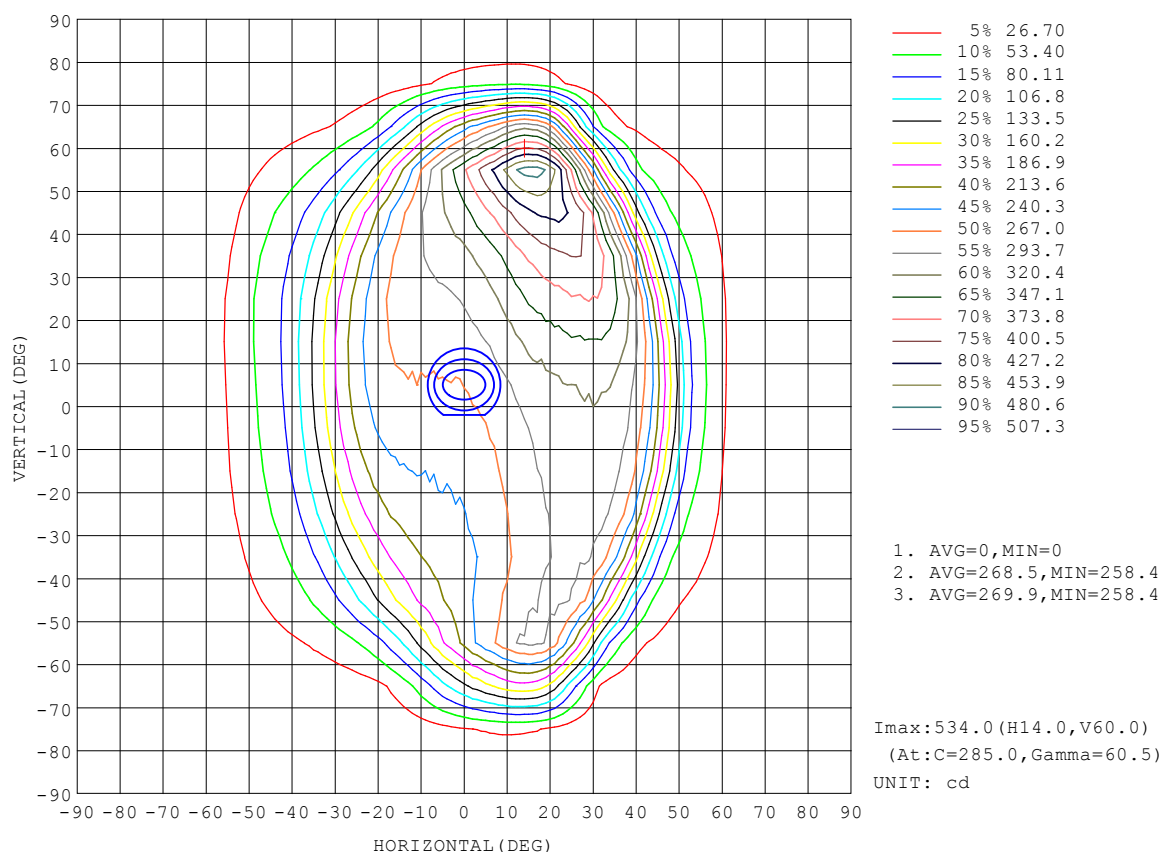
REFLECTANCE										
Ceiling	0.8	0.8	0.8	0.7	0.7	0.7	0.5	0.5	0.5	0
Walls	0.7	0.5	0.3	0.7	0.5	0.3	0.7	0.5	0.3	0
Working plane	0.2	0.2	0.2	0.2	0.2	0.2	0.2	0.2	0.2	0
ROOM INDEX	UTILIZATION FACTORS (PERCENT) $k(RI) \times RCR = 5$									
$k = 0.60$	59	48	41	58	48	41	57	47	41	34
0.80	70	59	52	69	59	52	67	58	51	45
1.00	79	69	62	78	68	62	76	70	61	55
1.25	87	77	71	85	76	70	83	75	69	63
1.50	92	83	76	90	82	76	87	80	75	68
2.00	98	91	85	97	90	84	93	87	83	76
2.50	102	95	90	100	94	89	96	91	87	79
3.00	105	99	94	103	97	93	99	95	91	83
4.00	108	103	99	106	102	98	102	98	95	87
5.00	110	106	103	108	104	101	104	101	98	89
ROOM INDEX	UF (total)									Direct
According to DIN EN 13032-2 2004			Suspended					SHRNM = 1.25		

$H(\beta)$ Range:-90 - 90DEG
 $H(\beta)$ Interval: 1.0DEG
 Test Speed: HIGH
 Temperature:25.3DEG
 Operators:CL
 Test Date:11 June 2019

$V(B)$ Range:-80 - 80DEG
 $V(B)$ Interval: 5.0DEG
 Test System:EVERFINE GO-2000A_V1 SYSTEM V2.0.366
 Humidity:65.0%
 Test Distance:6.010m [K=1.0000]
 Remarks:

ISOCANDELA DIAGRAM

Test:U:34.660V I:0.1720A P:5.9600W PF:0.0000 Freq:0Hz Lamp Flux:800.328x1 lm		
NAME: LED Explosion-proof Flood Light	TYPE:Floodlight	WEIGHT:N/A
SPEC.:4000K	DIM.: N/A	SERIAL No.:N/A
MFR.: NJZ Lighting Technology Co.,Ltd	SUR.:N/A	Shielding Angle:N/A



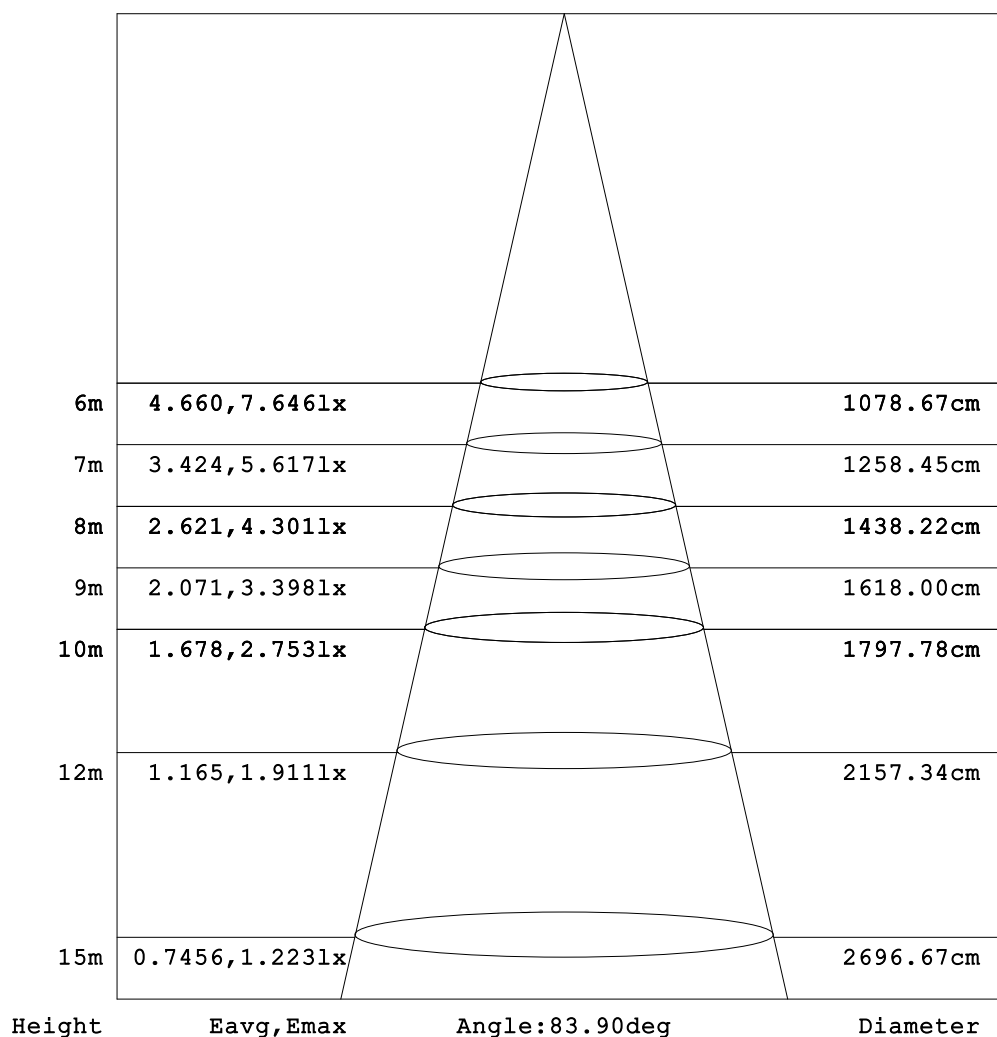
H(β) Range:-90 - 90DEG
H(β) Interval: 1.0DEG
Test Speed: HIGH
Temperature:25.3DEG
Operators:CL
Test Date:11 June 2019

V(B) Range:-80 - 80DEG
V(B) Interval: 5.0DEG
Test System:EVERFINE GO-2000A_V1 SYSTEM V2.0.366
Humidity:65.0%
Test Distance:6.010m [K=1.0000]
Remarks:

AAI Figure

Test:U:34.660V I:0.1720A P:5.9600W PF:0.0000 Freq:0Hz Lamp Flux:800.328x1 lm		
NAME: LED Explosion-proof Flood Light	TYPE:Floodlight	WEIGHT:N/A
SPEC.:4000K	DIM.: N/A	SERIAL No.:N/A
MFR.: NJZ Lighting Technology Co.,Ltd	SUR.:N/A	Shielding Angle:N/A

Flux out:427.3 lm



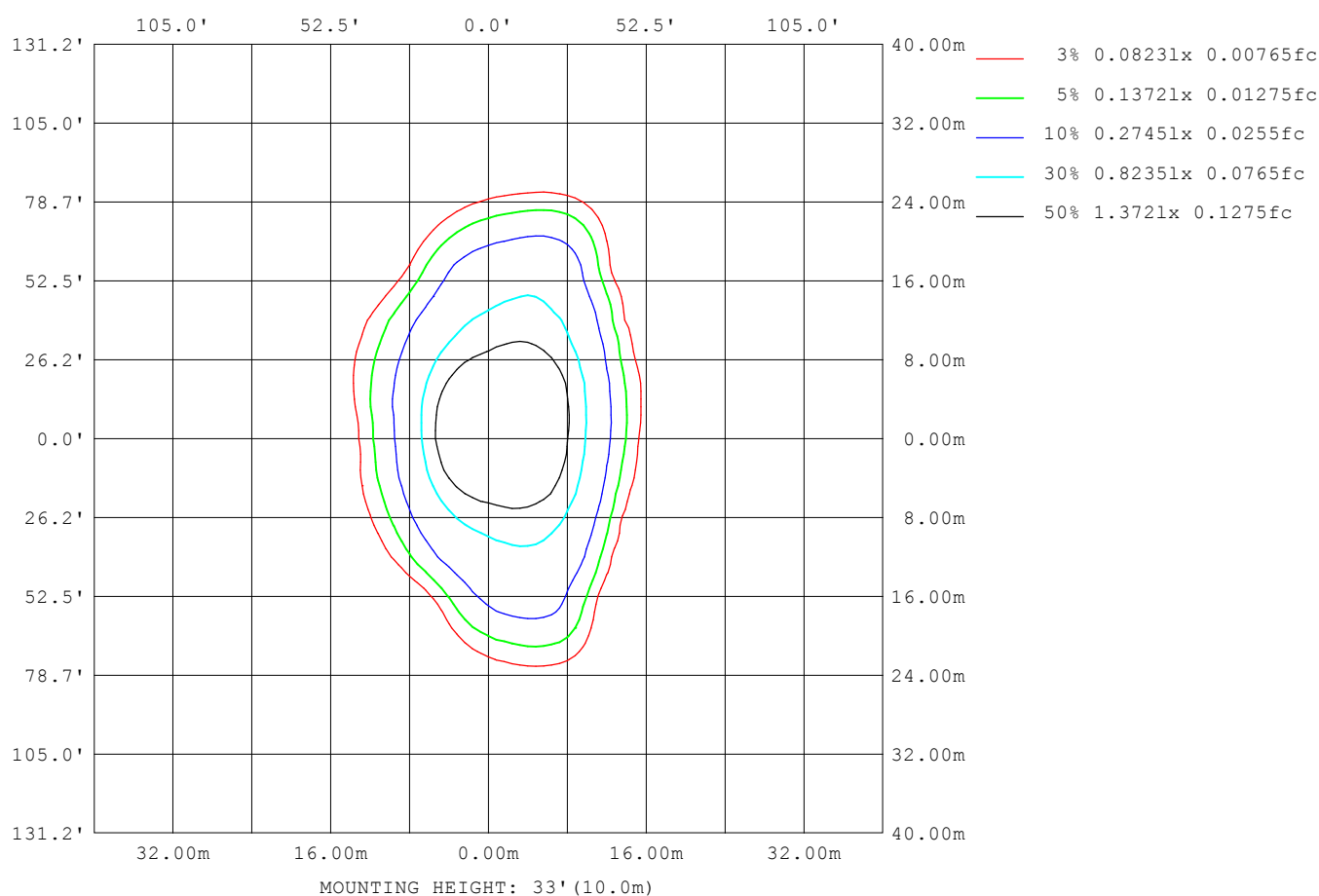
Note:The Curves indicate the illuminated area and the average illumination when the luminaire is at different distance.

H(β) Range:-90 - 90DEG
H(β) Interval: 1.0DEG
Test Speed: HIGH
Temperature:25.3DEG
Operators:CL
Test Date:11 June 2019

V(B) Range:-80 - 80DEG
V(B) Interval: 5.0DEG
Test System:EVERFINE GO-2000A_V1 SYSTEM V2.0.366
Humidity:65.0%
Test Distance:6.010m [K=1.0000]
Remarks:

ISOLUX DIAGRAM

Test:U:34.660V I:0.1720A P:5.9600W PF:0.0000 Freq:0Hz Lamp Flux:800.328x1 lm		
NAME: LED Explosion-proof Flood Light	TYPE:Floodlight	WEIGHT:N/A
SPEC.:4000K	DIM.: N/A	SERIAL No.:N/A
MFR.: NJZ Lighting Technology Co.,Ltd	SUR.:N/A	Shielding Angle:N/A



H(β) Range:-90 - 90DEG
H(β) Interval: 1.0DEG
Test Speed: HIGH
Temperature:25.3DEG
Operators:CL
Test Date:11 June 2019

V(B) Range:-80 - 80DEG
V(B) Interval: 5.0DEG
Test System:EVERFINE GO-2000A_V1 SYSTEM V2.0.366
Humidity:65.0%
Test Distance:6.010m [K=1.0000]
Remarks:

LED Avg.L Report

Test:U:34.660V I:0.1720A P:5.9600W PF:0.0000 Freq:0Hz Lamp Flux:800.328x1 lm		
NAME: LED Explosion-proof Flood Light	TYPE:Floodlight	WEIGHT:N/A
SPEC.:4000K	DIM.: N/A	SERIAL No.:N/A
MFR.: NJZ Lighting Technology Co.,Ltd	SUR.:N/A	Shielding Angle:N/A

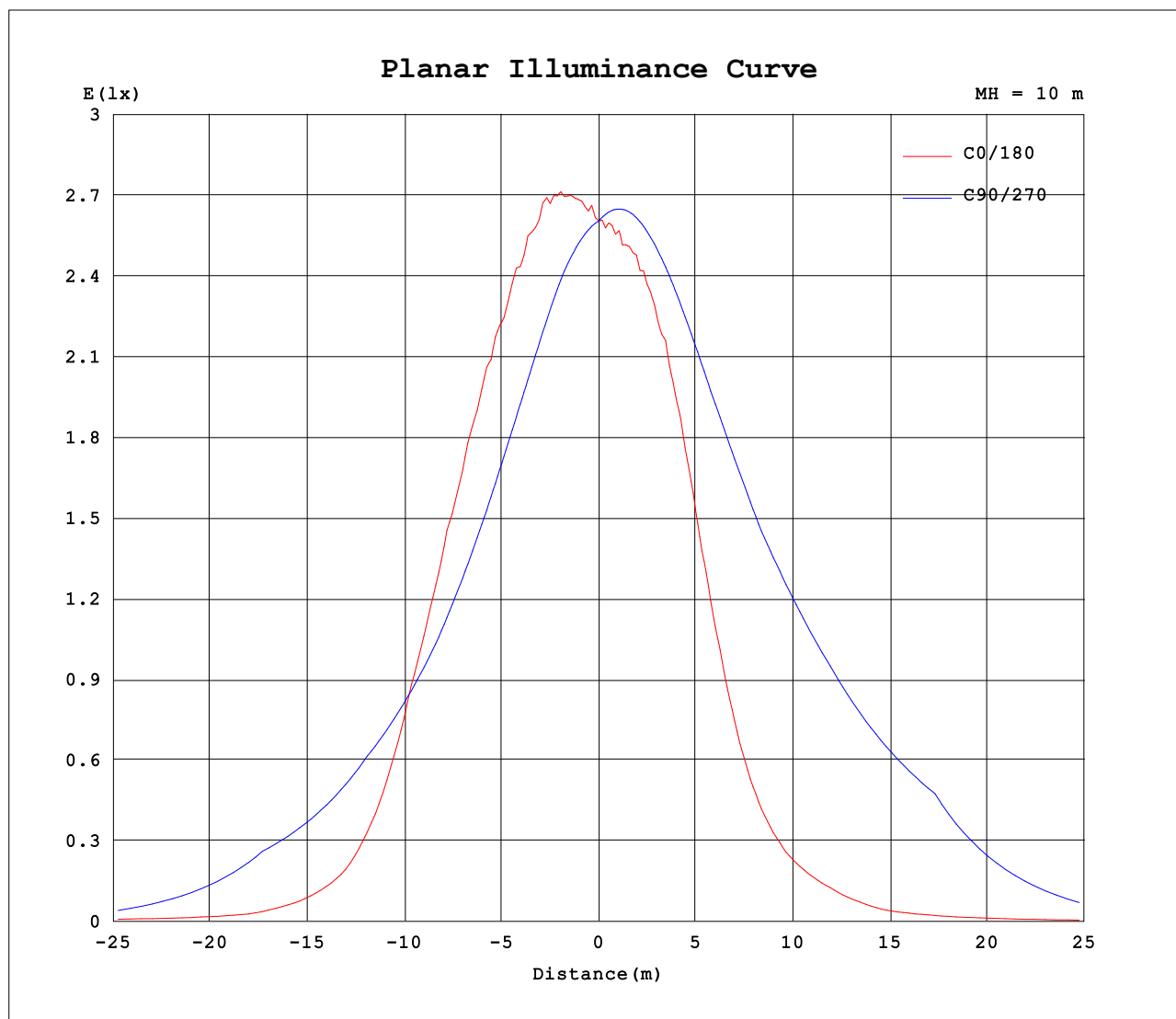
AvgL	cd/m2
L_0~180 (65) av	399
L_0~180 (75) av	341
L_0~180 (85) av	92
L_90~270 (65) av	4230
L_90~270 (75) av	1257
L_90~270 (85) av	0
L_45 (65) av	831
L_45 (75) av	290
L_45 (85) av	62

Standard: GB/T 29293-2012

H(β) Range:-90 - 90DEG
H(β) Interval: 1.0DEG
Test Speed: HIGH
Temperature:25.3DEG
Operators:CL
Test Date:11 June 2019

V(B) Range:-80 - 80DEG
V(B) Interval: 5.0DEG
Test System:EVERFINE GO-2000A_V1 SYSTEM V2.0.366
Humidity:65.0%
Test Distance:6.010m [K=1.0000]
Remarks:

Planar Illuminance Curve



H(β) Range:-90 - 90DEG
H(β) Interval: 1.0DEG
Test Speed: HIGH
Temperature:25.3DEG
Operators:CL
Test Date:11 June 2019

V(B) Range:-80 - 80DEG
V(B) Interval: 5.0DEG
Test System:EVERFINE GO-2000A_V1 SYSTEM V2.0.366
Humidity:65.0%
Test Distance:6.010m [K=1.0000]
Remarks:

LUMINOUS DISTRIBUTION INTENSITY DATA

Test:U:34.660V I:0.1720A P:5.9600W PF:0.0000 Freq:0Hz Lamp Flux:800.328x1 lm		
NAME: LED Explosion-proof Flood Light	TYPE:Floodlight	WEIGHT:N/A
SPEC.:4000K	DIM.: N/A	SERIAL No.:N/A
MFR.: NJZ Lighting Technology Co.,Ltd	SUR.:N/A	Shielding Angle:N/A

Table--1

UNIT: cd

[illegible]

H(β) Range:-90 - 90DEG
H(β) Interval: 1.0DEG
Test Speed: HIGH
Temperature:25.3DEG
Operators:CL
Test Date:11 June 2019

V(B) Range:-80 - 80DEG
V(B) Interval: 5.0DEG
Test System:EVERFINE GO-2000A_V1 SYSTEM V2.0.366
Humidity:65.0%
Test Distance:6.010m [K=1.0000]
Remarks:

LUMINOUS DISTRIBUTION INTENSITY DATA

Test:U:34.660V I:0.1720A P:5.9600W PF:0.0000 Freq:0Hz Lamp Flux:800.328x1 lm		
NAME: LED Explosion-proof Flood Light	TYPE:Floodlight	WEIGHT:N/A
SPEC.:4000K	DIM.: N/A	SERIAL No.:N/A
MFR.: NJZ Lighting Technology Co.,Ltd	SUR.:N/A	Shielding Angle:N/A

Table--2

UNIT: cd

[illegible]

H(β) Range:-90 - 90DEG
H(β) Interval: 1.0DEG
Test Speed: HIGH
Temperature:25.3DEG
Operators:CL
Test Date:11 June 2019

```
V(B) Range:-80 - 80DEG
V(B) Interval: 5.0DEG
Test System:EVERFINE GO-2000A_V1 SYSTEM V2.0.366
Humidity:65.0%
Test Distance:6.010m [K=1.0000]
Remarks:
```

LUMINOUS DISTRIBUTION INTENSITY DATA

Test:U:34.660V I:0.1720A P:5.9600W PF:0.0000 Freq:0Hz Lamp Flux:800.328x1 lm		
NAME: LED Explosion-proof Flood Light	TYPE:Floodlight	WEIGHT:N/A
SPEC.:4000K	DIM.: N/A	SERIAL No.:N/A
MFR.: NJZ Lighting Technology Co.,Ltd	SUR.:N/A	Shielding Angle:N/A

Table--3

UNIT: cd

[illegible]

H(β) Range:-90 - 90DEG
H(β) Interval: 1.0DEG
Test Speed: HIGH
Temperature:25.3DEG
Operators:CL
Test Date:11 June 2019

V(B) Range:-80 - 80DEG
V(B) Interval: 5.0DEG
Test System:EVERFINE GO-2000A_V1 SYSTEM V2.0.366
Humidity:65.0%
Test Distance:6.010m [K=1.0000]
Remarks:

LUMINOUS DISTRIBUTION INTENSITY DATA

Test:U:34.660V I:0.1720A P:5.9600W PF:0.0000 Freq:0Hz Lamp Flux:800.328x1 lm		
NAME: LED Explosion-proof Flood Light	TYPE:Floodlight	WEIGHT:N/A
SPEC.:4000K	DIM.: N/A	SERIAL No.:N/A
MFR.: NJZ Lighting Technology Co.,Ltd	SUR.:N/A	Shielding Angle:N/A

Table--4

UNIT: cd

[illegible]

H(β) Range:-90 - 90DEG
H(β) Interval: 1.0DEG
Test Speed: HIGH
Temperature:25.3DEG
Operators:CL
Test Date:11 June 2019

```
V(B) Range:-80 - 80DEG
V(B) Interval: 5.0DEG
Test System:EVERFINE GO-2000A_V1 SYSTEM V2.0.366
Humidity:65.0%
Test Distance:6.010m [K=1.0000]
Remarks:
```