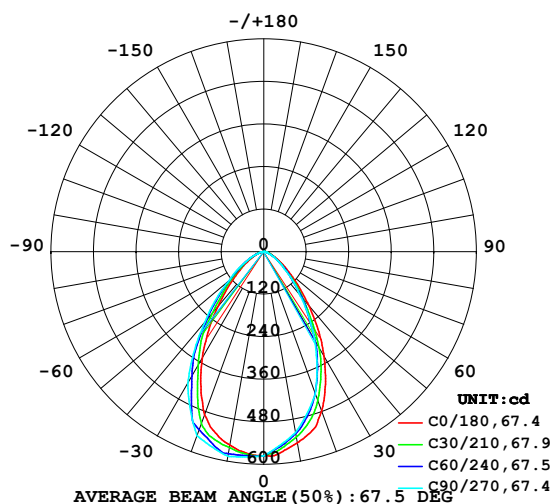


LUMINAIRE PHOTOMETRIC TEST REPORT

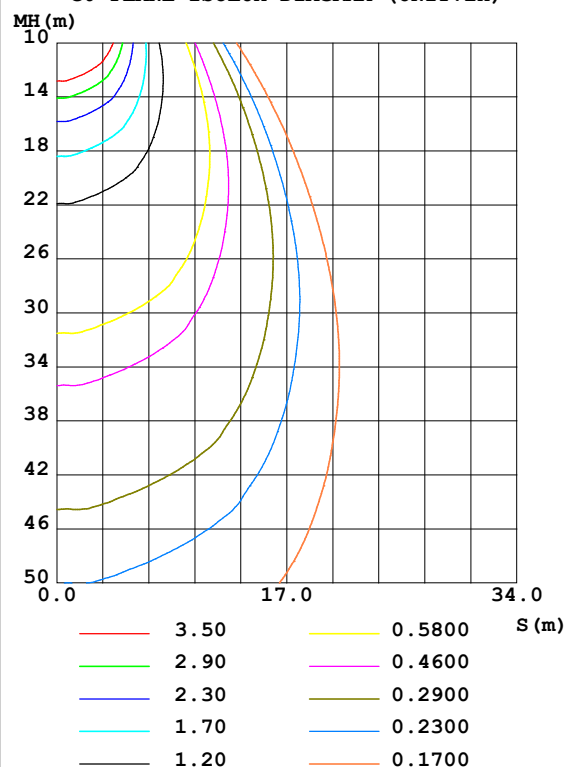
Test:U:34.650V I:0.1710A P:5.9300W PF:0.0000 Freq:0Hz Lamp Flux:786.181x1 lm		
NAME: LED Explosion-proof Flood Light	TYPE:Floodlight	WEIGHT:N/A
SPEC.:4000K	DIM.: N/A	SERIAL No.:N/A
MFR.: NJZ Lighting Technology Co.,Ltd	SUR.:N/A	Shielding Angle:N/A

DATA OF LAMP		PHOTOMETRIC DATA Eff: 132.58 lm/W			
MODEL NJZ-FEL-I-6-V01-RL-60		Imax(cd)	586.1	S/MH(C0/180)	1.00
NOMINAL POWER(W)		LOR(%)	100.0	S/MH(C90/270)	1.10
RATED VOLTAGE(V)		TOTAL FLUX(lm)	786.18	η UP,DN(C0-180)	0.0,43.6
NOMINAL FLUX(lm)	786.181	CIE CLASS	DIRECT	η UP,DN(C180-360)	0.0,56.4
LAMPS INSIDE	1	η up(%)	0.0	CIBSE SHR NOM	1.00
TEST VOLTAGE(V)		η down(%)	100.0	CIBSE SHR MAX	1.05

LUMINOUS INTENSITY DISTRIBUTION DIAGRAM



C0 PLANE ISOLUX DIAGRAM (UNIT:lx)



H(β) Range:-90 - 90DEG
H(β) Interval: 1.0DEG
Test Speed: HIGH
Temperature:25.3DEG
Operators:CL
Test Date:13 June 2019

V(B) Range:-80 - 80DEG
V(B) Interval: 5.0DEG
Test System:EVERFINE GO-2000A_V1 SYSTEM V2.0.366
Humidity:65.0%
Test Distance:6.010m [K=1.0000]
Remarks:

ZONAL FLUX DIAGRAM

ZONAL FLUX DIAGRAM:

γ	C0	C45	C90	C135	C180	C225	C270	C315	γ	Φ zone	Φ total	%lum,lamp
10	547.1	524.4	518.4	525.6	553.8	570.7	586.1	569.8	0- 10	53.42	53.42	6.79,6.79
20	477.7	434.4	426.3	427.9	489.1	516.4	552.3	524.7	10- 20	146.1	199.5	25.4,25.4
30	340.2	296.8	285.6	296.8	347.0	395.5	428.7	399.5	20- 30	190.8	390.3	49.6,49.6
40	196.8	161.2	156.4	162.6	200.4	243.3	256.9	249.6	30- 40	170.6	560.9	71.3,71.3
50	97.35	79.31	76.09	81.81	100.6	125.9	128.4	128.5	40- 50	114.8	675.7	86,86
60	45.00	37.39	35.66	39.41	46.84	58.66	59.88	65.54	50- 60	65.60	741.3	94.3,94.3
70	19.05	15.77	10.53	16.06	20.08	24.85	20.15	28.11	60- 70	32.47	773.8	98.4,98.4
80	4.696	3.058	0.3287	2.555	5.115	4.658	0.6339	5.791	70- 80	11.44	785.3	99.9,99.9
90	0.0807	0	0	0	0.0570	0	0	0	80- 90	0.9286	786.2	100,100
100									90-100			
110									100-110			
120									110-120			
130									120-130			
140									130-140			
150									140-150			
160									150-160			
170									160-170			
180									170-180			
DEG	LUMINOUS INTENSITY:cd									UNIT:lm		

Conical surface Flux(90deg): 625.42 lm

%lum = 79.6%

%lamp = 79.6%

Conical surface Flux(120deg): 741.35 lm

%lum = 94.3%

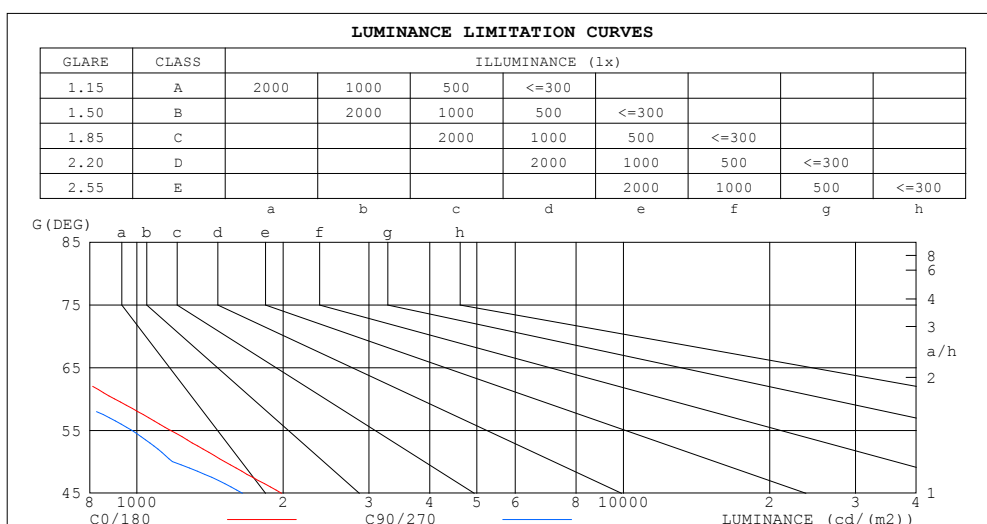
%lamp = 94.3%

H(β) Range:-90 - 90DEG
 H(β) Interval: 1.0DEG
 Test Speed: HIGH
 Temperature:25.3DEG
 Operators:CL
 Test Date:13 June 2019

V(B) Range:-80 - 80DEG
 V(B) Interval: 5.0DEG
 Test System:EVERFINE GO-2000A_V1 SYSTEM V2.0.366
 Humidity:65.0%
 Test Distance:6.010m [K=1.0000]
 Remarks:

LUMINANCE LIMITATION CURVES

Test:U:34.650V I:0.1710A P:5.9300W PF:0.0000 Freq:0Hz Lamp Flux:786.181x1 lm		
NAME: LED Explosion-proof Flood Light	TYPE:Floodlight	WEIGHT:N/A
SPEC.:4000K	DIM.: N/A	SERIAL No.:N/A
MFR.: NJZ Lighting Technology Co.,Ltd	SUR.:N/A	Shielding Angle:N/A



LUMINANCE cd/(m2)		
G (DEG)	C0/180	C90/270
85	96	0
80	270	19
75	428	210
70	557	308
65	701	547
60	900	713
55	1172	976
50	1515	1184
45	1985	1648

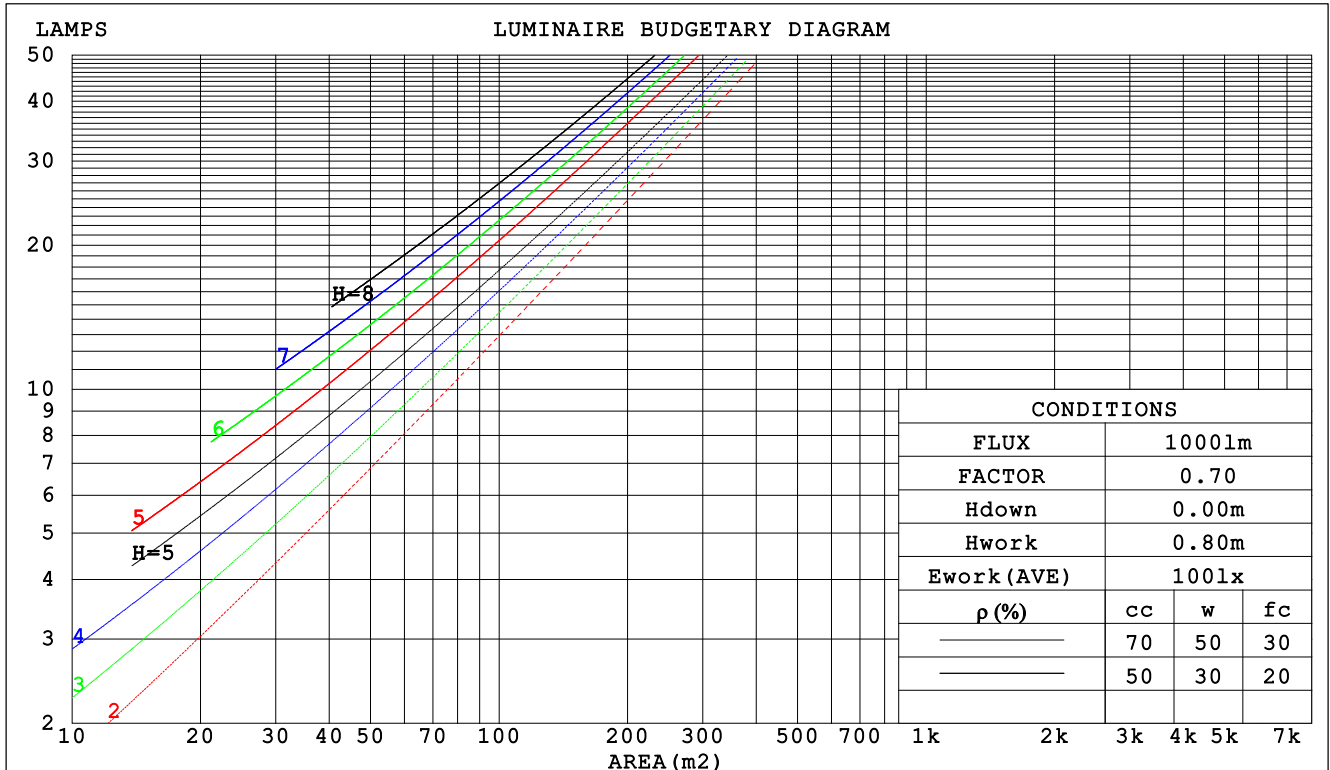
H(β) Range:-90 - 90DEG
H(β) Interval: 1.0DEG
Test Speed: HIGH
Temperature:25.3DEG
Operators:CL
Test Date:13 June 2019

V(B) Range:-80 - 80DEG
V(B) Interval: 5.0DEG
Test System:EVERFINE GO-2000A_V1 SYSTEM V2.0.366
Humidity:65.0%
Test Distance:6.010m [K=1.0000]
Remarks:

CU AND LUMINAIRE BUDGETARY ESTIMATE DIAGRAM

Test:U:34.650V I:0.1710A P:5.9300W PF:0.0000 Freq:0Hz Lamp Flux:786.181x1 lm		
NAME: LED Explosion-proof Flood Light	TYPE:Floodlight	WEIGHT:N/A
SPEC.:4000K	DIM.: N/A	SERIAL No.:N/A
MFR.: NJZ Lighting Technology Co.,Ltd	SUR.:N/A	Shielding Angle:N/A

ρ_{cc}	80%			70%			50%			30%			10%			0
ρ_w	50%	30%	10%	50%	30%	10%	50%	30%	10%	50%	30%	10%	50%	30%	10%	0
ρ_{fc}	20%			20%			20%			20%			20%			0
RCR	Coefficients of Utilization(CU)															
RCR:Room Cavity Ratio																
0.0	1.19	1.19	1.19	1.16	1.16	1.16	1.11	1.11	1.11	1.06	1.06	1.06	1.02	1.02	1.02	1.00
1.0	1.09	1.05	1.03	1.06	1.04	1.01	1.02	.90	.98	.98	.97	.95	.95	.94	.92	.90
2.0	.99	.94	.89	.97	.92	.88	.93	.90	.86	.90	.87	.84	.87	.85	.83	.81
3.0	.90	.84	.79	.88	.83	.78	.85	.81	.77	.83	.79	.75	.81	.77	.74	.72
4.0	.82	.75	.70	.81	.74	.69	.78	.73	.69	.76	.72	.68	.74	.70	.67	.65
5.0	.75	.68	.63	.74	.67	.62	.72	.66	.62	.70	.65	.61	.69	.64	.61	.59
6.0	.69	.62	.57	.68	.62	.57	.67	.61	.56	.65	.60	.56	.64	.59	.55	.54
7.0	.64	.57	.52	.63	.57	.52	.62	.56	.51	.61	.55	.51	.59	.54	.51	.49
8.0	.60	.52	.48	.59	.52	.47	.58	.52	.47	.57	.51	.47	.56	.50	.47	.45
9.0	.55	.48	.44	.55	.48	.44	.54	.48	.44	.53	.47	.43	.52	.47	.43	.42
10.0	.52	.45	.41	.51	.45	.40	.50	.44	.40	.50	.44	.40	.49	.44	.40	.39



H(β) Range:-90 - 90DEG
 H(β) Interval: 1.0DEG
 Test Speed: HIGH
 Temperature:25.3DEG
 Operators:CL
 Test Date:13 June 2019

V(B) Range:-80 - 80DEG
 V(B) Interval: 5.0DEG
 Test System:EVERFINE GO-2000A_V1 SYSTEM V2.0.366
 Humidity:65.0%
 Test Distance:6.010m [K=1.0000]
 Remarks:

WEC AND CCEC

Test:U:34.650V I:0.1710A P:5.9300W PF:0.0000 Freq:0Hz Lamp Flux:786.181x1 lm		
NAME: LED Explosion-proof Flood Light	TYPE:Floodlight	WEIGHT:N/A
SPEC.:4000K	DIM.: N/A	SERIAL No.:N/A
MFR.: NJZ Lighting Technology Co.,Ltd	SUR.:N/A	Shielding Angle:N/A

pcc	80%			70%			50%			30%			10%			0
pw	50%	30%	10%	50%	30%	10%	50%	30%	10%	50%	30%	10%	50%	30%	10%	0
pfc	20%			20%			20%			20%			20%			0
RCR	RCR:Room Cavity Ratio						Wall Exitance Coefficients (WEC)									
0.0																
1.0	.220	.125	.040	.213	.122	.039	.201	.115	.037	.189	.109	.035	.178	.103	.033	
2.0	.214	.117	.036	.208	.115	.035	.197	.110	.034	.187	.105	.033	.178	.100	.032	
3.0	.204	.108	.032	.199	.106	.032	.189	.102	.031	.180	.099	.030	.172	.095	.029	
4.0	.193	.100	.029	.188	.099	.029	.180	.095	.029	.172	.092	.028	.165	.090	.027	
5.0	.182	.093	.027	.178	.092	.027	.171	.089	.026	.164	.087	.026	.158	.084	.025	
6.0	.172	.086	.025	.169	.085	.025	.162	.083	.024	.156	.081	.024	.150	.079	.024	
7.0	.163	.081	.023	.160	.080	.023	.154	.078	.022	.149	.076	.022	.144	.075	.022	
8.0	.155	.076	.021	.152	.075	.021	.147	.073	.021	.142	.072	.021	.137	.070	.021	
9.0	.147	.071	.020	.144	.070	.020	.140	.069	.020	.135	.068	.019	.131	.067	.019	
10.0	.140	.067	.019	.137	.066	.019	.133	.065	.018	.129	.064	.018	.125	.063	.018	

pcc	80%			70%			50%			30%			10%			0
pw	50%	30%	10%	50%	30%	10%	50%	30%	10%	50%	30%	10%	50%	30%	10%	0
pfc	20%			20%			20%			20%			20%			0
RCR	RCR:Room Cavity Ratio						Ceiling Cavity Exitance Coefficients (CCEC)									
0.0	.190	.190	.190	.163	.163	.163	.111	.111	.111	.064	.064	.064	.020	.020	.020	
1.0	.174	.157	.141	.149	.135	.122	.102	.093	.084	.059	.054	.049	.019	.017	.016	
2.0	.162	.132	.107	.139	.114	.093	.095	.079	.065	.055	.046	.038	.018	.015	.012	
3.0	.152	.114	.084	.130	.098	.073	.089	.068	.051	.052	.040	.030	.017	.013	.010	
4.0	.143	.100	.067	.123	.086	.058	.084	.060	.041	.049	.035	.024	.016	.011	.008	
5.0	.135	.089	.054	.116	.077	.047	.080	.054	.033	.046	.031	.020	.015	.010	.007	
6.0	.128	.080	.045	.110	.069	.039	.076	.048	.028	.044	.028	.017	.014	.009	.005	
7.0	.122	.073	.038	.105	.063	.033	.072	.044	.024	.042	.026	.014	.014	.009	.005	
8.0	.116	.067	.033	.100	.058	.028	.069	.041	.020	.040	.024	.012	.013	.008	.004	
9.0	.111	.062	.028	.095	.053	.025	.066	.038	.018	.039	.022	.010	.012	.007	.003	
10.0	.106	.057	.025	.091	.050	.022	.063	.035	.016	.037	.021	.009	.012	.007	.003	

H(β) Range:-90 - 90DEG
H(β) Interval: 1.0DEG
Test Speed: HIGH
Temperature:25.3DEG
Operators:CL
Test Date:13 June 2019

V(B) Range:-80 - 80DEG
V(B) Interval: 5.0DEG
Test System:EVERFINE GO-2000A_V1 SYSTEM V2.0.366
Humidity:65.0%
Test Distance:6.010m [K=1.0000]
Remarks:

UGR(Unified Glare Rating) Table

Test:U:34.650V I:0.1710A P:5.9300W PF:0.0000 Freq:0Hz Lamp Flux:786.181x1 lm										
NAME: LED Explosion-proof Flood Light					TYPE:Floodlight			WEIGHT:N/A		
SPEC.:4000K					DIM.: N/A			SERIAL No.:N/A		
MFR.: NJZ Lighting Technology Co.,Ltd					SUR.:N/A			Shielding Angle:N/A		
ceiling/cavity	0.7	0.7	0.5	0.5	0.3	0.7	0.7	0.5	0.5	0.3
walls	0.5	0.3	0.5	0.3	0.3	0.5	0.3	0.5	0.3	0.3
working plane	0.2	0.2	0.2	0.2	0.2	0.2	0.2	0.2	0.2	0.2
Room dimensions	Viewed crosswise					Viewed endwise				
x = 2H y = 2H	12.2	13.4	12.5	13.6	13.8	11.5	12.7	11.8	12.9	13.1
3H	12.5	13.6	12.8	13.8	14.1	11.7	12.8	12.0	13.0	13.2
4H	12.6	13.6	12.9	13.9	14.1	11.7	12.7	12.0	12.9	13.2
6H	12.6	13.6	12.9	13.8	14.1	11.6	12.6	11.9	12.8	13.1
8H	12.6	13.5	12.9	13.8	14.1	11.5	12.5	11.9	12.7	13.0
12H	12.6	13.4	12.9	13.7	14.0	11.5	12.4	11.8	12.7	13.0
4H 2H	12.3	13.3	12.6	13.5	13.8	11.6	12.7	11.9	12.9	13.1
3H	12.7	13.6	13.0	13.8	14.1	11.9	12.8	12.2	13.1	13.4
4H	12.8	13.6	13.2	13.9	14.3	11.9	12.7	12.3	13.0	13.3
6H	12.9	13.6	13.3	13.9	14.3	11.8	12.6	12.2	12.9	13.2
8H	12.9	13.5	13.3	13.9	14.2	11.8	12.5	12.2	12.8	13.2
12H	12.8	13.4	13.2	13.8	14.2	11.7	12.3	12.2	12.7	13.1
8H 4H	12.8	13.4	13.2	13.8	14.2	11.9	12.5	12.3	12.9	13.3
6H	12.9	13.4	13.3	13.8	14.2	11.8	12.4	12.3	12.8	13.2
8H	12.9	13.3	13.3	13.7	14.2	11.8	12.3	12.2	12.7	13.1
12H	12.8	13.2	13.3	13.7	14.1	11.7	12.1	12.2	12.6	13.1
12H 4H	12.7	13.3	13.1	13.7	14.1	11.8	12.4	12.3	12.8	13.2
6H	12.8	13.3	13.3	13.7	14.1	11.8	12.3	12.2	12.7	13.1
8H	12.8	13.2	13.3	13.7	14.1	11.7	12.1	12.2	12.6	13.1
Variations with the observer position at spacings:										
S = 1.0H	+ 1.1 / - 1.4					+ 1.1 / - 1.6				
1.5H	+ 1.6 / - 1.3					+ 1.2 / - 1.2				
2.0H	+ 2.5 / - 2.0					+ 2.3 / - 2.1				

CIE Pub.117, 786.2 lm Total Lamp Luminous Flux Correct (8log(F/F0) = -0.8)

H(β) Range:-90 - 90DEG
H(β) Interval: 1.0DEG
Test Speed: HIGH
Temperature:25.3DEG
Operators:CL
Test Date:13 June 2019

V(B) Range:-80 - 80DEG
V(B) Interval: 5.0DEG
Test System:EVERFINE GO-2000A_V1 SYSTEM V2.0.366
Humidity:65.0%
Test Distance:6.010m [K=1.0000]
Remarks:

UTILIZATION FACTORS TABLE

Test:U:34.650V I:0.1710A P:5.9300W PF:0.0000 Freq:0Hz Lamp Flux:786.181x1 lm		
NAME: LED Explosion-proof Flood Light	TYPE:Floodlight	WEIGHT:N/A
SPEC.:4000K	DIM.: N/A	SERIAL No.:N/A
MFR.: NJZ Lighting Technology Co.,Ltd	SUR.:N/A	Shielding Angle:N/A

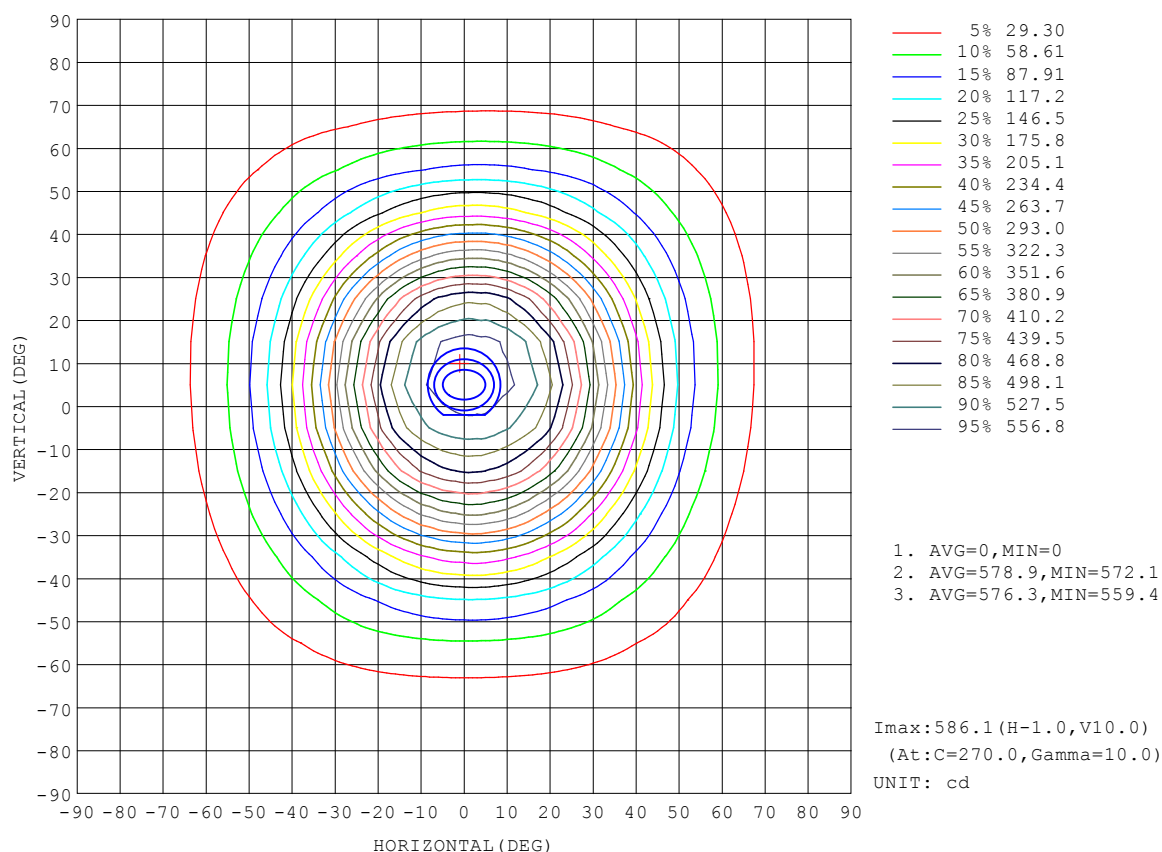
REFLECTANCE										
Ceiling	0.8	0.8	0.8	0.7	0.7	0.7	0.5	0.5	0.5	0
Walls	0.7	0.5	0.3	0.7	0.5	0.3	0.7	0.5	0.3	0
Working plane	0.2	0.2	0.2	0.2	0.2	0.2	0.2	0.2	0.2	0
ROOM INDEX	UTILIZATION FACTORS (PERCENT) $k(RI) \times RCR = 5$									
$k = 0.60$	73	65	59	73	64	59	72	64	59	54
0.80	83	74	69	82	74	69	80	73	68	63
1.00	90	82	76	89	81	76	87	82	76	70
1.25	95	88	83	94	87	83	92	86	82	76
1.50	99	92	87	98	91	87	95	90	86	80
2.00	104	98	93	102	97	93	99	95	91	85
2.50	106	101	97	104	100	96	101	97	94	87
3.00	108	104	100	106	102	99	103	99	97	90
4.00	111	107	104	109	106	103	105	102	100	92
5.00	113	109	107	110	108	105	106	104	102	94
ROOM INDEX	UF (total)									Direct
According to DIN EN 13032-2 2004			Suspended					SHRNOM = 1.25		

$H(\beta)$ Range:-90 - 90DEG
 $H(\beta)$ Interval: 1.0DEG
 Test Speed: HIGH
 Temperature:25.3DEG
 Operators:CL
 Test Date:13 June 2019

$V(B)$ Range:-80 - 80DEG
 $V(B)$ Interval: 5.0DEG
 Test System:EVERFINE GO-2000A_V1 SYSTEM V2.0.366
 Humidity:65.0%
 Test Distance:6.010m [K=1.0000]
 Remarks:

ISOCANDELA DIAGRAM

Test:U:34.650V I:0.1710A P:5.9300W PF:0.0000 Freq:0Hz Lamp Flux:786.181x1 lm		
NAME: LED Explosion-proof Flood Light	TYPE:Floodlight	WEIGHT:N/A
SPEC.:4000K	DIM.: N/A	SERIAL No.:N/A
MFR.: NJZ Lighting Technology Co.,Ltd	SUR.:N/A	Shielding Angle:N/A



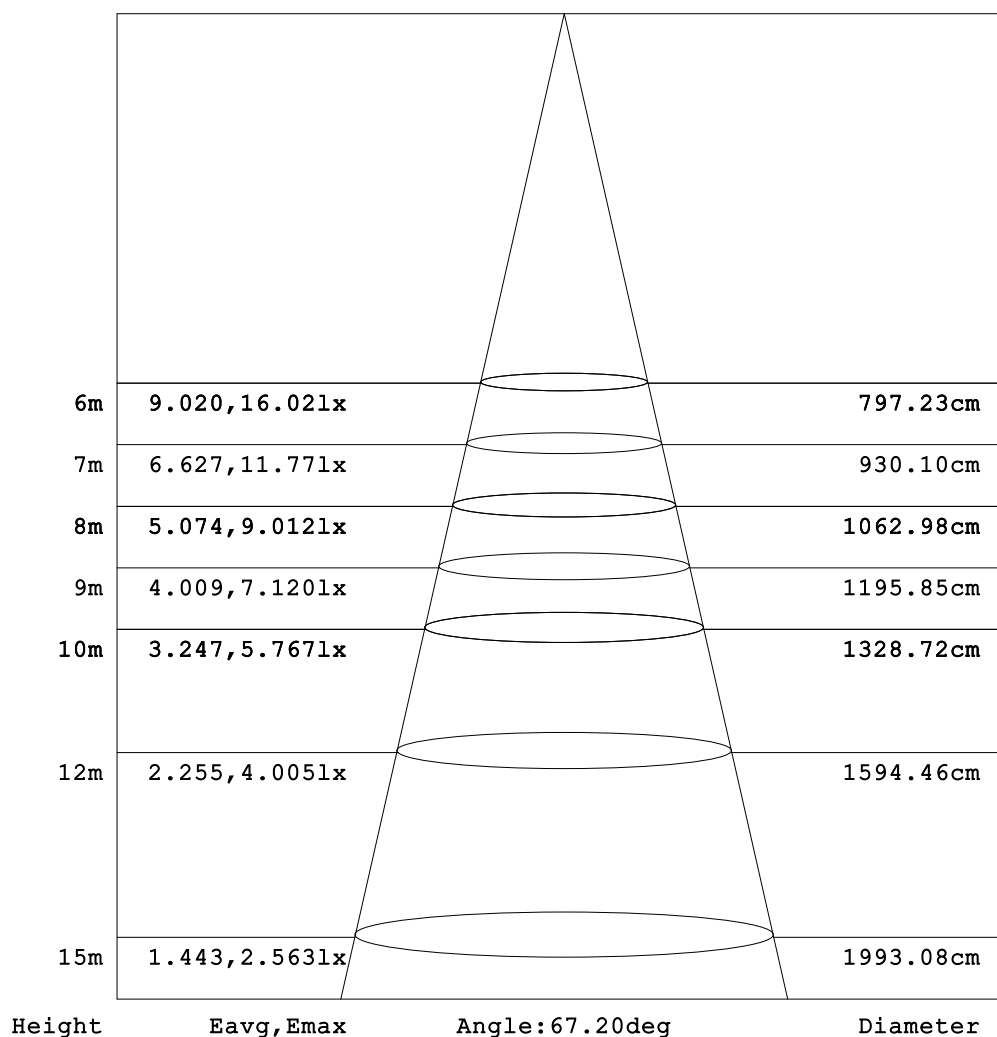
H(β) Range:-90 - 90DEG
H(β) Interval: 1.0DEG
Test Speed: HIGH
Temperature:25.3DEG
Operators:CL
Test Date:13 June 2019

V(B) Range:-80 - 80DEG
V(B) Interval: 5.0DEG
Test System:EVERFINE GO-2000A_V1 SYSTEM V2.0.366
Humidity:65.0%
Test Distance:6.010m [K=1.0000]
Remarks:

AAI Figure

Test:U:34.650V I:0.1710A P:5.9300W PF:0.0000 Freq:0Hz Lamp Flux:786.181x1 lm		
NAME: LED Explosion-proof Flood Light	TYPE:Floodlight	WEIGHT:N/A
SPEC.:4000K	DIM.: N/A	SERIAL No.:N/A
MFR.: NJZ Lighting Technology Co.,Ltd	SUR.:N/A	Shielding Angle:N/A

Flux out:464.1 lm



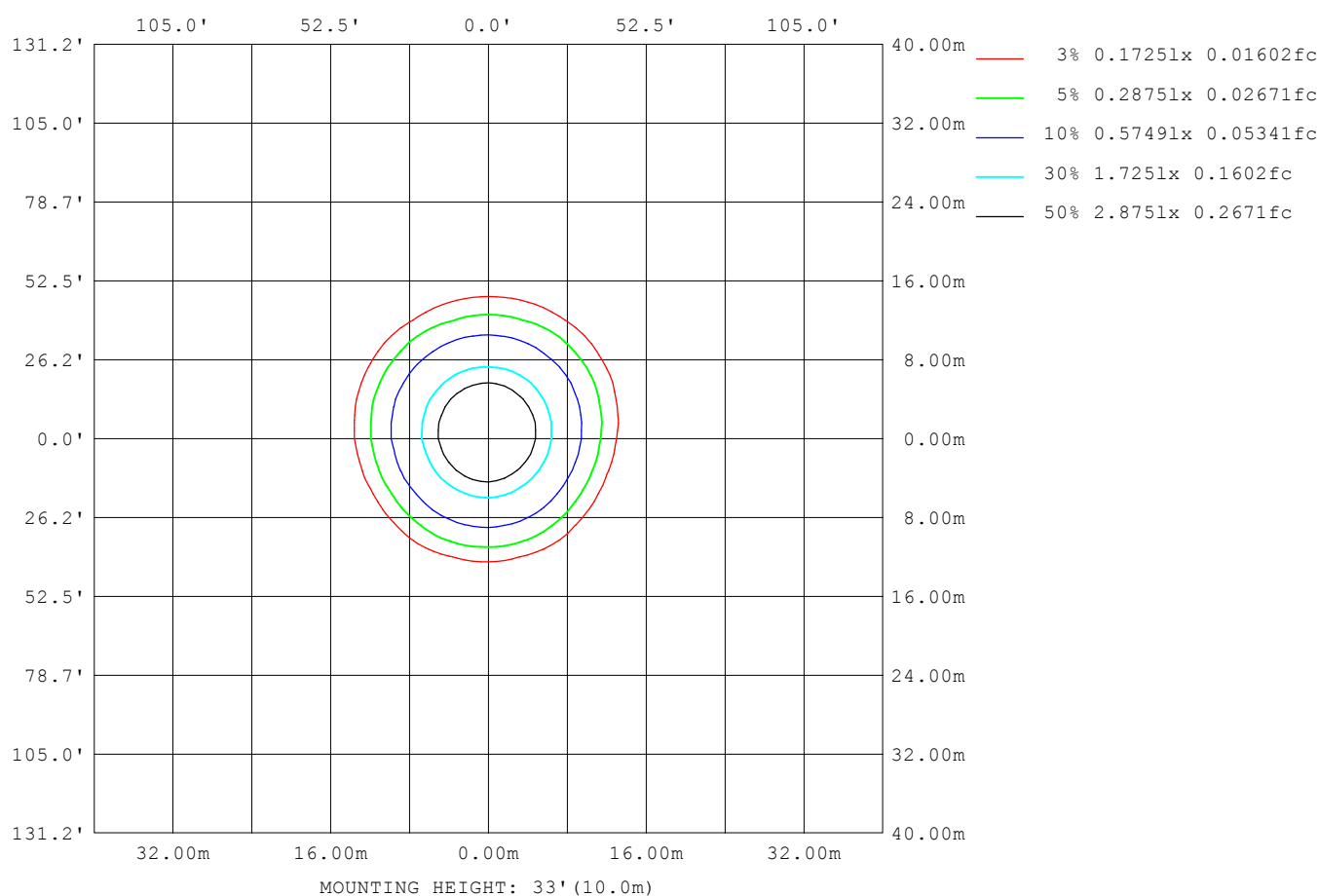
Note:The Curves indicate the illuminated area and the average illumination when the luminaire is at different distance.

H(β) Range:-90 - 90DEG
H(β) Interval: 1.0DEG
Test Speed: HIGH
Temperature:25.3DEG
Operators:CL
Test Date:13 June 2019

V(B) Range:-80 - 80DEG
V(B) Interval: 5.0DEG
Test System:EVERFINE GO-2000A_V1 SYSTEM V2.0.366
Humidity:65.0%
Test Distance:6.010m [K=1.0000]
Remarks:

ISOLUX DIAGRAM

Test:U:34.650V I:0.1710A P:5.9300W PF:0.0000 Freq:0Hz Lamp Flux:786.181x1 lm		
NAME: LED Explosion-proof Flood Light	TYPE:Floodlight	WEIGHT:N/A
SPEC.:4000K	DIM.: N/A	SERIAL No.:N/A
MFR.: NJZ Lighting Technology Co.,Ltd	SUR.:N/A	Shielding Angle:N/A



H(β) Range:-90 - 90DEG
H(β) Interval: 1.0DEG
Test Speed: HIGH
Temperature:25.3DEG
Operators:CL
Test Date:13 June 2019

V(B) Range:-80 - 80DEG
V(B) Interval: 5.0DEG
Test System:EVERFINE GO-2000A_V1 SYSTEM V2.0.366
Humidity:65.0%
Test Distance:6.010m [K=1.0000]
Remarks:

LED Avg.L Report

Test:U:34.650V I:0.1710A P:5.9300W PF:0.0000 Freq:0Hz Lamp Flux:786.181x1 lm		
NAME: LED Explosion-proof Flood Light	TYPE:Floodlight	WEIGHT:N/A
SPEC.:4000K	DIM.: N/A	SERIAL No.:N/A
MFR.: NJZ Lighting Technology Co.,Ltd	SUR.:N/A	Shielding Angle:N/A

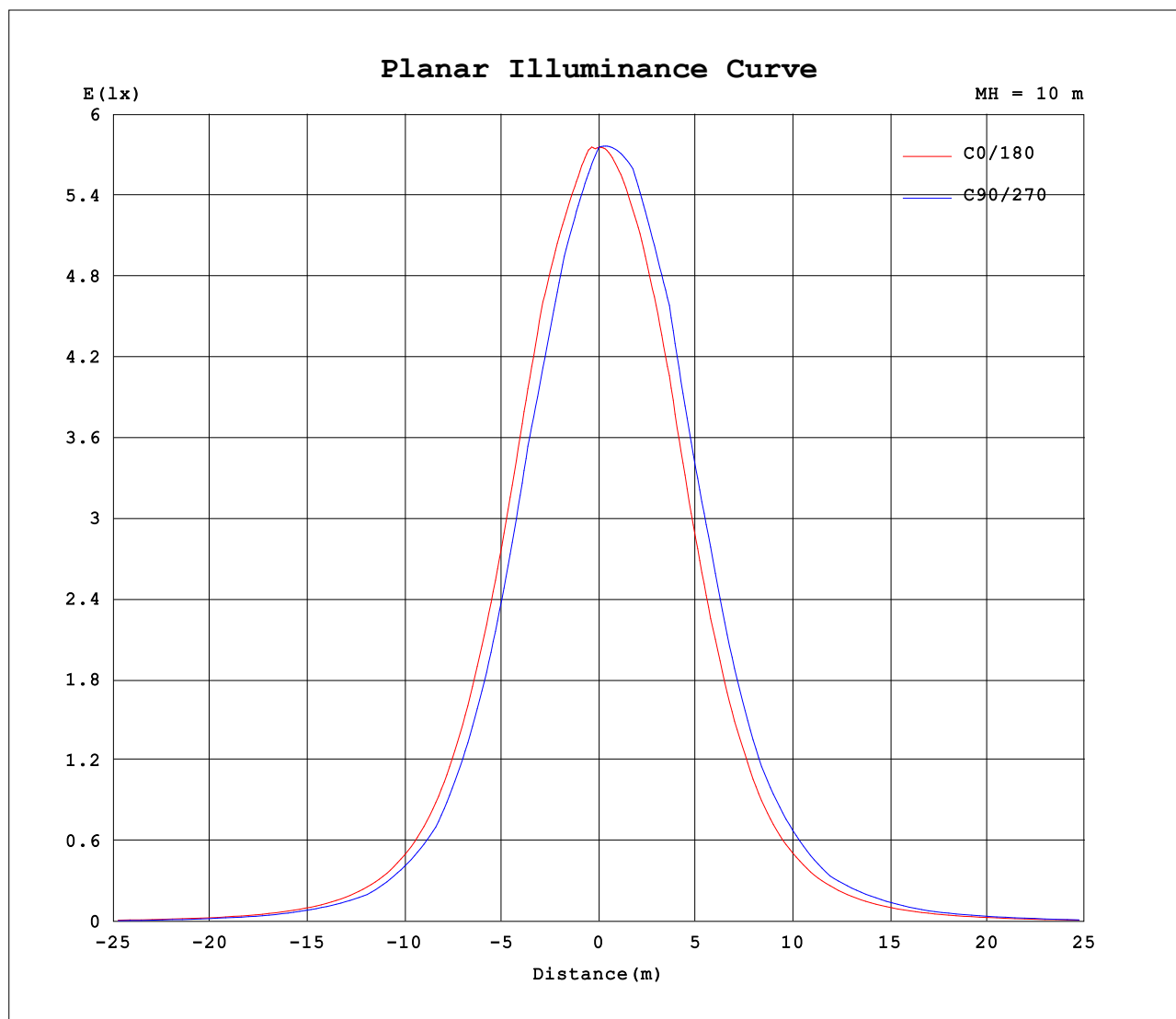
AvgL	cd/m2
L_0~180 (65) av	718
L_0~180 (75) av	443
L_0~180 (85) av	103
L_90~270 (65) av	747
L_90~270 (75) av	306
L_90~270 (85) av	0
L_45 (65) av	806
L_45 (75) av	420
L_45 (85) av	17

Standard: GB/T 29293-2012

H(β) Range:-90 - 90DEG
H(β) Interval: 1.0DEG
Test Speed: HIGH
Temperature:25.3DEG
Operators:CL
Test Date:13 June 2019

V(B) Range:-80 - 80DEG
V(B) Interval: 5.0DEG
Test System:EVERFINE GO-2000A_V1 SYSTEM V2.0.366
Humidity:65.0%
Test Distance:6.010m [K=1.0000]
Remarks:

Planar Illuminance Curve



H(β) Range:-90 - 90DEG
 H(β) Interval: 1.0DEG
 Test Speed: HIGH
 Temperature:25.3DEG
 Operators:CL
 Test Date:13 June 2019

V(B) Range:-80 - 80DEG
 V(B) Interval: 5.0DEG
 Test System:EVERFINE GO-2000A_V1 SYSTEM V2.0.366
 Humidity:65.0%
 Test Distance:6.010m [K=1.0000]
 Remarks:

LUMINOUS DISTRIBUTION INTENSITY DATA

Test:U:34.650V I:0.1710A P:5.9300W PF:0.0000 Freq:0Hz Lamp Flux:786.181x1 lm		
NAME: LED Explosion-proof Flood Light	TYPE:Floodlight	WEIGHT:N/A
SPEC.:4000K	DIM.: N/A	SERIAL No.:N/A
MFR.: NJZ Lighting Technology Co.,Ltd	SUR.:N/A	Shielding Angle:N/A

Table--1

UNIT: cd

[illegible]

H(β) Range:-90 - 90DEG
H(β) Interval: 1.0DEG
Test Speed: HIGH
Temperature:25.3DEG
Operators:CL
Test Date:13 June 2019

V(B) Range:-80 - 80DEG
V(B) Interval: 5.0DEG
Test System:EVERFINE GO-2000A_V1 SYSTEM V2.0.366
Humidity:65.0%
Test Distance:6.010m [K=1.0000]
Remarks:

LUMINOUS DISTRIBUTION INTENSITY DATA

Test:U:34.650V I:0.1710A P:5.9300W PF:0.0000 Freq:0Hz Lamp Flux:786.181x1 lm		
NAME: LED Explosion-proof Flood Light	TYPE:Floodlight	WEIGHT:N/A
SPEC.:4000K	DIM.: N/A	SERIAL No.:N/A
MFR.: NJZ Lighting Technology Co.,Ltd	SUR.:N/A	Shielding Angle:N/A

Table--2

UNIT: cd

[illegible]

H(β) Range:-90 - 90DEG
H(β) Interval: 1.0DEG
Test Speed: HIGH
Temperature:25.3DEG
Operators:CL
Test Date:13 June 2019

```
V(B) Range:-80 - 80DEG
V(B) Interval: 5.0DEG
Test System:EVERFINE GO-2000A_V1 SYSTEM V2.0.366
Humidity:65.0%
Test Distance:6.010m [K=1.0000]
Remarks:
```

LUMINOUS DISTRIBUTION INTENSITY DATA

Test:U:34.650V I:0.1710A P:5.9300W PF:0.0000 Freq:0Hz Lamp Flux:786.181x1 lm		
NAME: LED Explosion-proof Flood Light	TYPE:Floodlight	WEIGHT:N/A
SPEC.:4000K	DIM.: N/A	SERIAL No.:N/A
MFR.: NJZ Lighting Technology Co.,Ltd	SUR.:N/A	Shielding Angle:N/A

Table--3

UNIT: cd

[illegible]

H(β) Range:-90 - 90DEG
H(β) Interval: 1.0DEG
Test Speed: HIGH
Temperature:25.3DEG
Operators:CL
Test Date:13 June 2019

```
V(B) Range:-80 - 80DEG
V(B) Interval: 5.0DEG
Test System:EVERFINE GO-2000A_V1 SYSTEM V2.0.366
Humidity:65.0%
Test Distance:6.010m [K=1.0000]
Remarks:
```

LUMINOUS DISTRIBUTION INTENSITY DATA

Test:U:34.650V I:0.1710A P:5.9300W PF:0.0000 Freq:0Hz Lamp Flux:786.181x1 lm		
NAME: LED Explosion-proof Flood Light	TYPE:Floodlight	WEIGHT:N/A
SPEC.:4000K	DIM.: N/A	SERIAL No.:N/A
MFR.: NJZ Lighting Technology Co.,Ltd	SUR.:N/A	Shielding Angle:N/A

Table--4

UNIT: cd

[illegible]

H(β) Range:-90 - 90DEG
H(β) Interval: 1.0DEG
Test Speed: HIGH
Temperature:25.3DEG
Operators:CL
Test Date:13 June 2019

```
V(B) Range:-80 - 80DEG
V(B) Interval: 5.0DEG
Test System:EVERFINE GO-2000A_V1 SYSTEM V2.0.366
Humidity:65.0%
Test Distance:6.010m [K=1.0000]
Remarks:
```